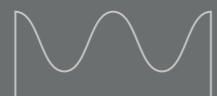



AKRI Snap.





AKRI Snap.

From blank to bloom
in 1, 2, 3, SNAP.



Our AKRI range is getting bigger! Introducing AKRI Snap, a quick-building alternative for projects that need a little touch of green. 80% recycled steel, 100% better for the environment.

Easy to put together, quick to ship, and simple to order: head over to our configurator, or load up the CADs, and design your perfect planter, with the option to add benches and armrests, backrests, and whatever else you're looking for.

Standardising the AKRI range, AKRI Snap is our fastest solution, minimising lead-times down to a matter of weeks. Bring your imagination to life on our configurator in FSC-certified Iroko timber,



recycled steel, and our triple-process powder coating in standard RAL colours – and then have your fantasy delivered in reality right on site, flat-packed for minimal environmental impact.

AKRI Snap is the sound of a better built environment: for you, for us, and for the community.

Why choose AKRI?

Planters designed to be better for you.

AKRI Snap takes our popular AKRI range and makes it more configurable, more customisable, and leaves you more room for creative approaches to seating solutions.



AKRI Snap.

Flat-packed for convenience and faster delivery, AKRI Snap cuts down on the lead-times of bespoke seating solutions, providing seating that is just as beautiful and built to last, but much quicker.

Options

- Triple process to standard RAL colours
- Untreated corten panels
- 300mm, 500mm, and 800mm heights

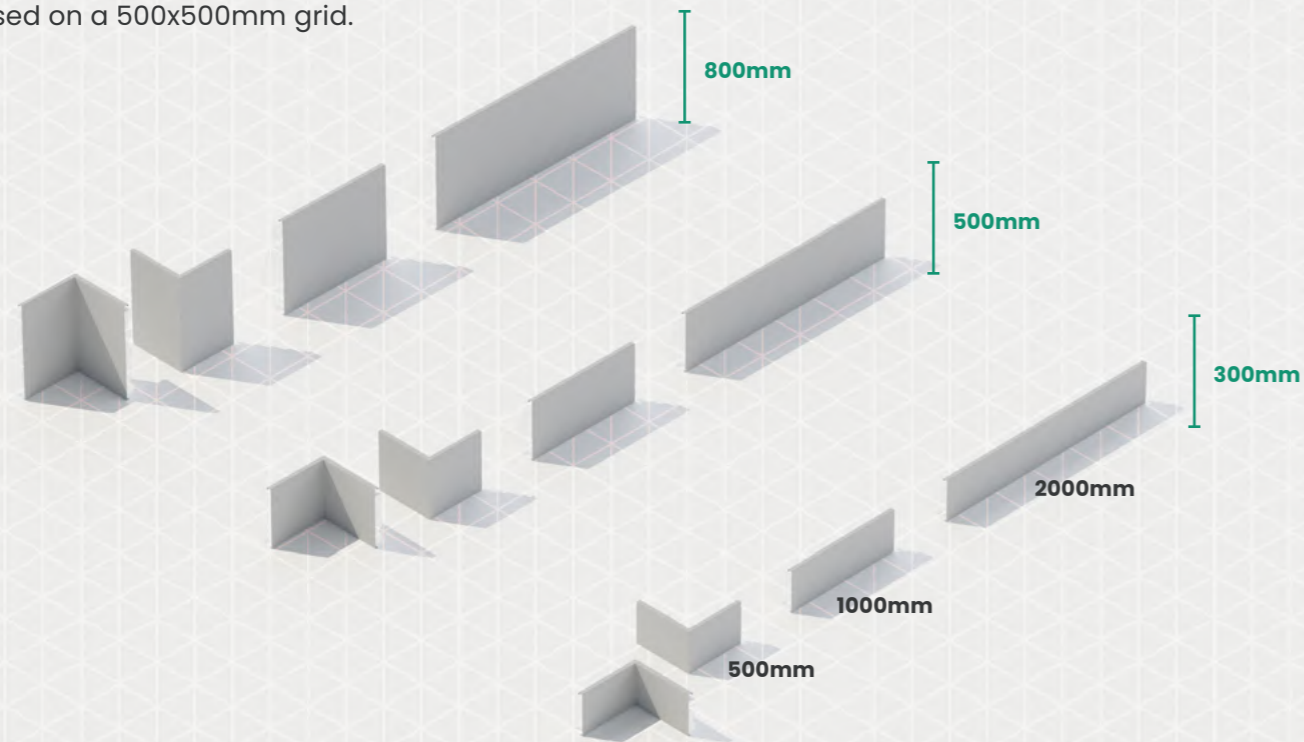


1,2,3 Snap.

A truly modular planter solution

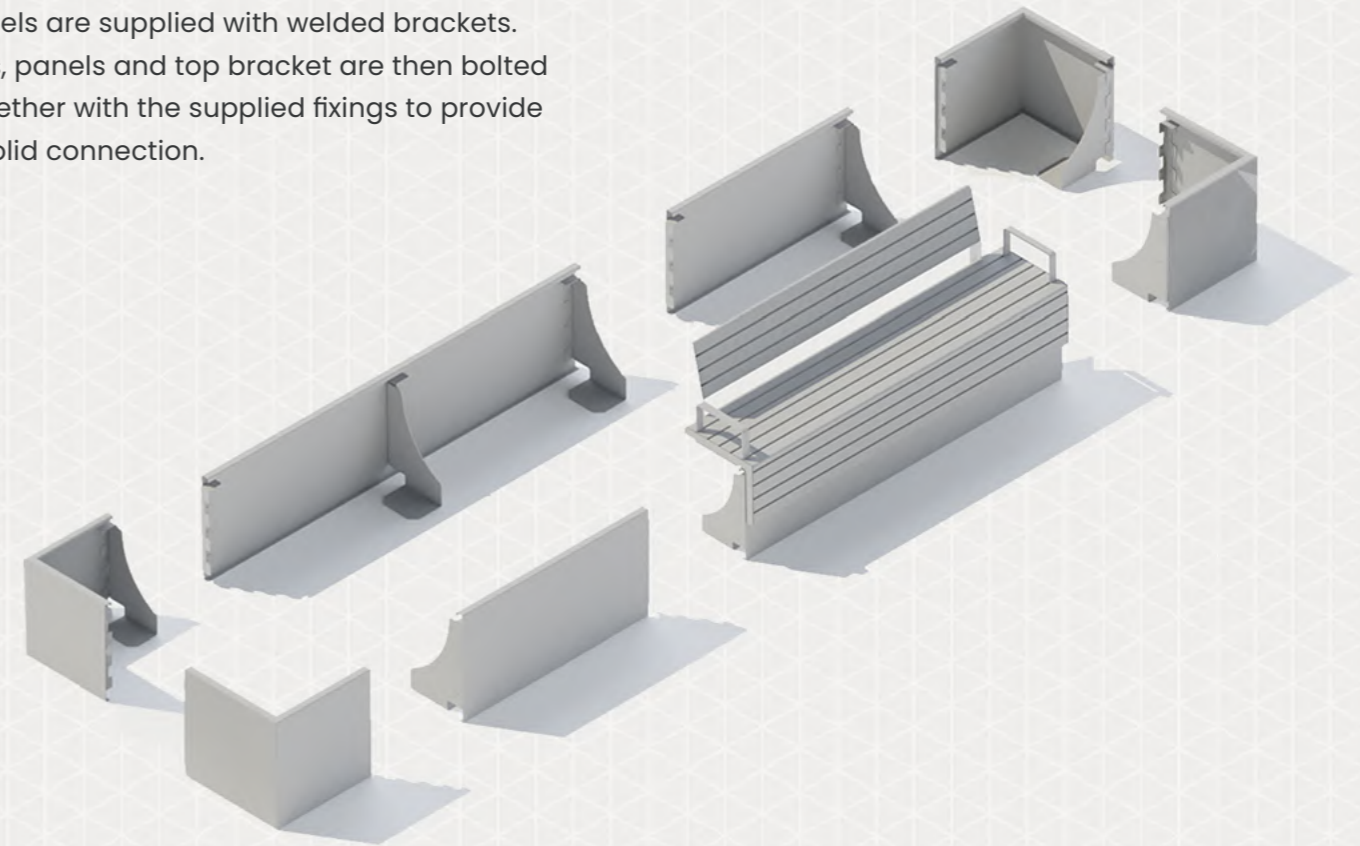
1. Panels and seats

Using our online configurator, pick from the following standard modules. All components are based on a 500x500mm grid.



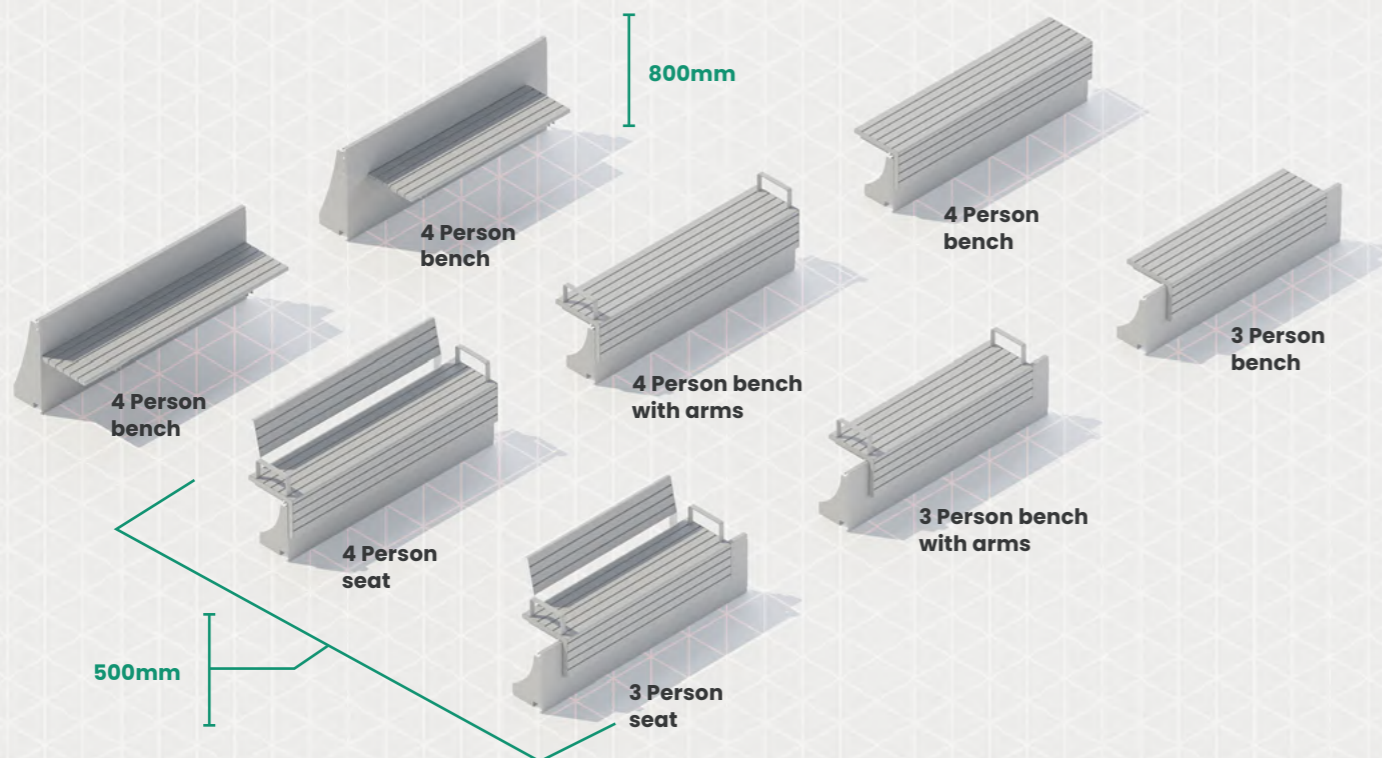
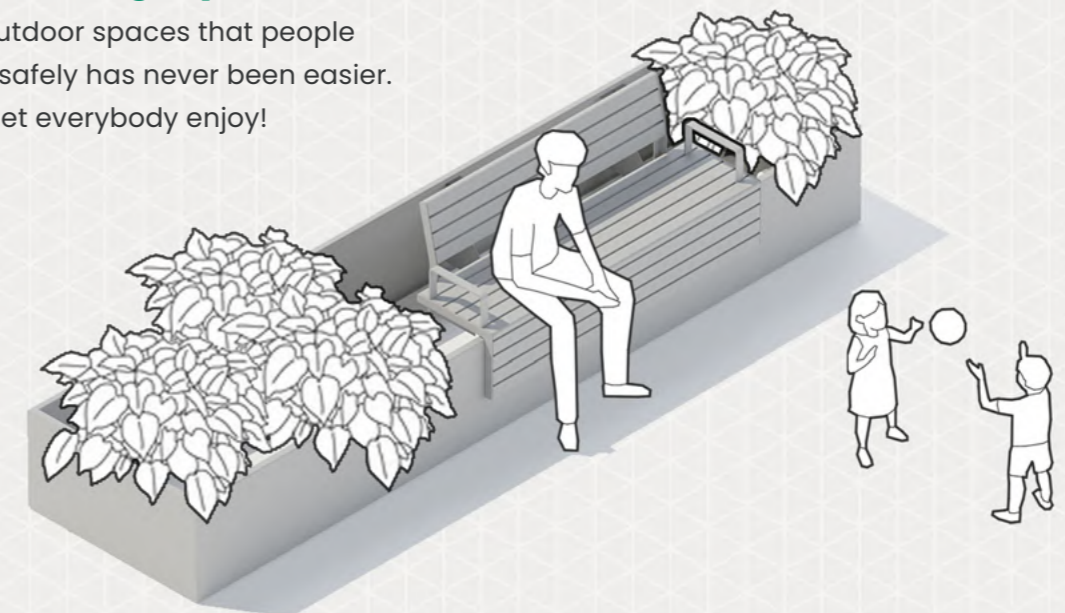
2. Ready to bolt together

Panels are supplied with welded brackets. Fins, panels and top bracket are then bolted together with the supplied fixings to provide a solid connection.



3. Green the grey

Shaping outdoor spaces that people can enjoy safely has never been easier. Plant and let everybody enjoy!





Finishes to suit

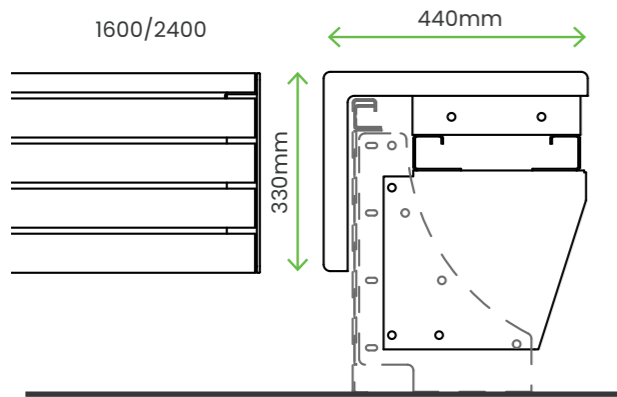
Corten untreated planters with bench units with triple process powder coating to match the rust effect or a in a unique colour.



AKRI Snap can go on a rooftop, in the high street, along the wall, in paved roads, and anywhere else that could use a touch of green in the grey and a place to rest in.

Take a seat.

Watch the world go by from an AKRI Snap bench, with configurable backrests and arm rests to create a modular community seating solution for everyone.



Options

- Bench supports powder coated to any RAL colour
- Timbers with UV protective finish
- Backrest with end armrests
- End armrests
- 3 or 4 person units

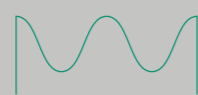



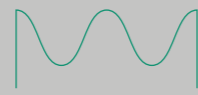






Seating typologies

Cantilever for planters of 800mm height
and on top for 500mm height

Technical Information.




AKRI Snap.

Finishes & Materials


AKRI Snap panels and seating componets are made of 80% recycled mild steel triple process powder coated to a standard RAL.

We have a carefully selected RAL colour palette for all our products, details available on request. Seat and backrests can be made from a selection of sustainable timbers, including FSC Iroko wood slats and Endura® Thermally Modified Ash.


Timber



FSC Iroko




Iroko with UV Protective Finish



Endura® Thermally Modified Ash

Metal



Triple process powder coated steel to standard RAL



Corten untreated

Additional Information

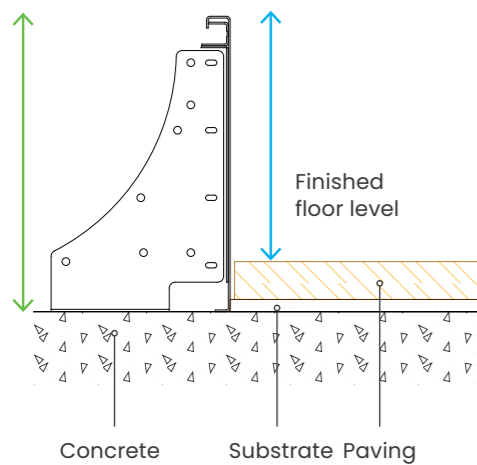
Flat Packed

- Minimises shipment costs
- Reduces CO² emissions due to transport
- Easy installation
- Set up and go
- Ground fixings not supplied

AKRI Snap. Installation

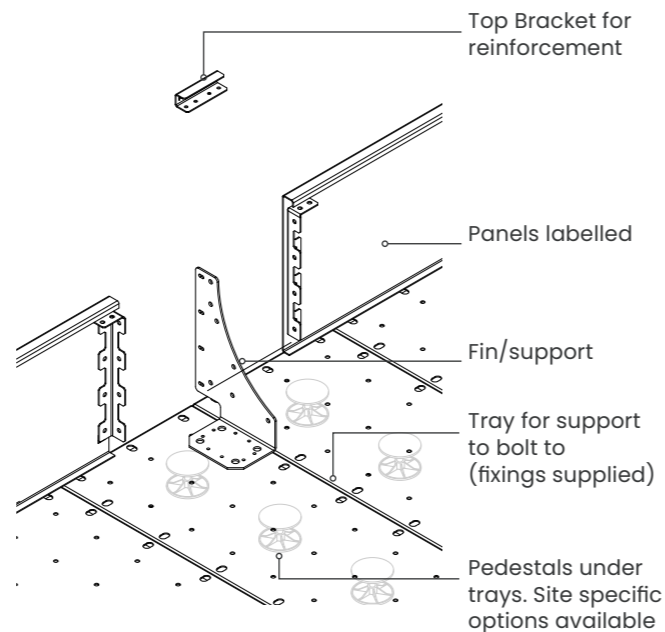
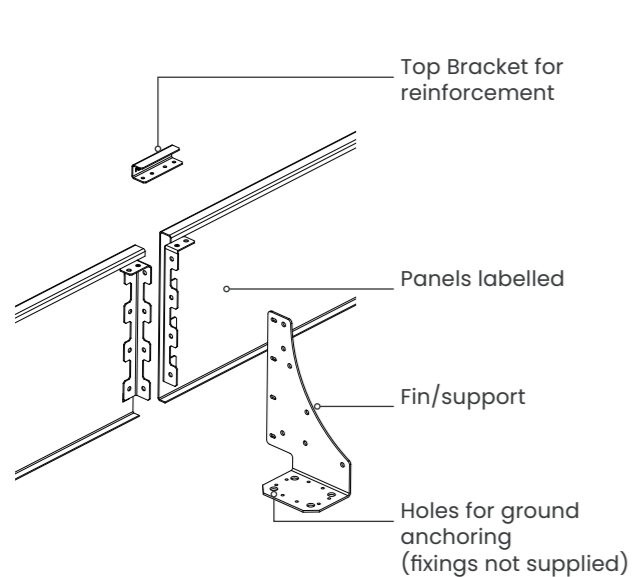
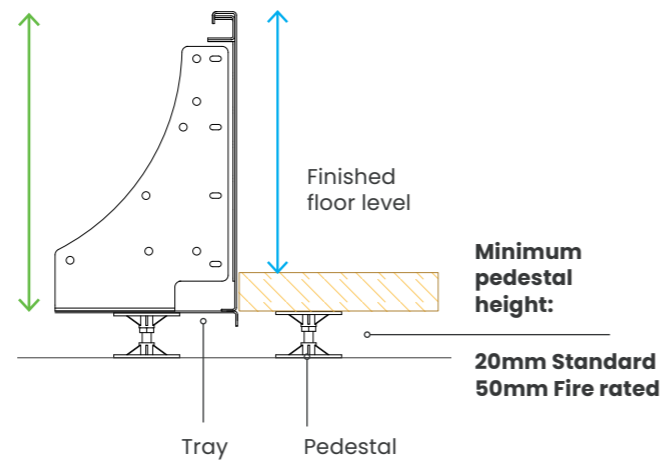
Ground fixed

Ground fixing is most suited to the street scene, where bolting to the ground isn't an issue. Consider the concrete base, the substrate and paving/decking/tiles. The height in blue will be the finished height. The height in green will be the overall height of the planter. This height will depend on the ground and the type of planting design.



Pedestal & tray

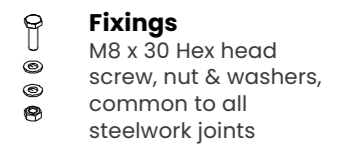
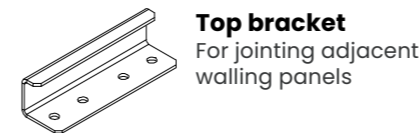
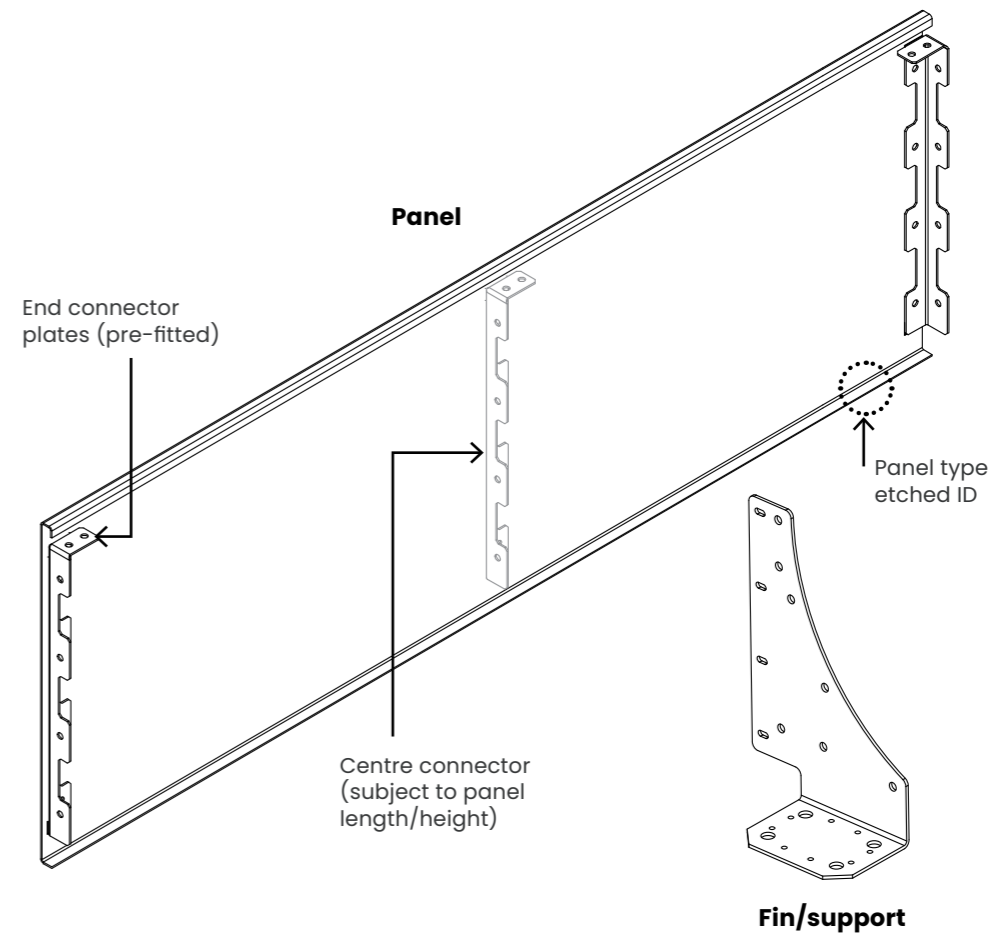
The pedestal & tray system is most suited to sites with restricted ground fixing; our unique system allows the planter to be 'free-standing', bolting to itself. The height in blue will be the finished height. The height in green will be the overall height of the planter. This height will depend on the ground level and the type of planting design.



AKRI Snap. Technical Info. Panels

Panels & corners. Parts supplied

The AKRI Snap planter walling system is supplied in component parts for on-site assembly. Walling panels are supplied with a protective plastic film on the external front face, which we recommend is left on until the whole walling system is installed and surrounding paving works are completed.



AKRI Snap. Installation

Foundation and ground fixing

Standard fixing holes sizes for support are 4 no. Ø20mm (for M10 to M16 anchors).
General guidelines on the minimum requirement of the concrete foundation are available upon request. These are guidelines only, based on general assumptions of typical ground conditions. If in any doubt seek the advice of a qualified civil/structural engineer.
Ground fixings are not supplied by Furnitubes with AKRI Snap.

Filling the planter

The planter can be infilled with the planting medium when all ground fixings are set and tightened.

Do not fill the planter to higher than 50mm below the top edge of the wall. If installing an irrigation system within the planter, ensure that water is not directly sprayed onto the steel.

Care & Handling

Personnel and tools required

Sufficient site personnel are required to safely and efficiently undertake installation and assembly. Fixing holes are pre-drilled in all AKRI Snap system panels, supports and top brackets.

As a guideline we would recommend a minimum of 4 suitably skilled workers.
General building tools will be required for the formation of the concrete foundation.
Fixing holes are generally drilled post-casting rather than set into the concrete.
Timber props, packers, and other temporary devices are useful to adequately secure the panels when it is loosely assembled.
Spanners/sockets for M8 hex head bolts and nuts are required.
Approx. weight of panels - 58Kg (based off panel 800mm high x 2000mm long)
Care should be taken when manually handling these items.

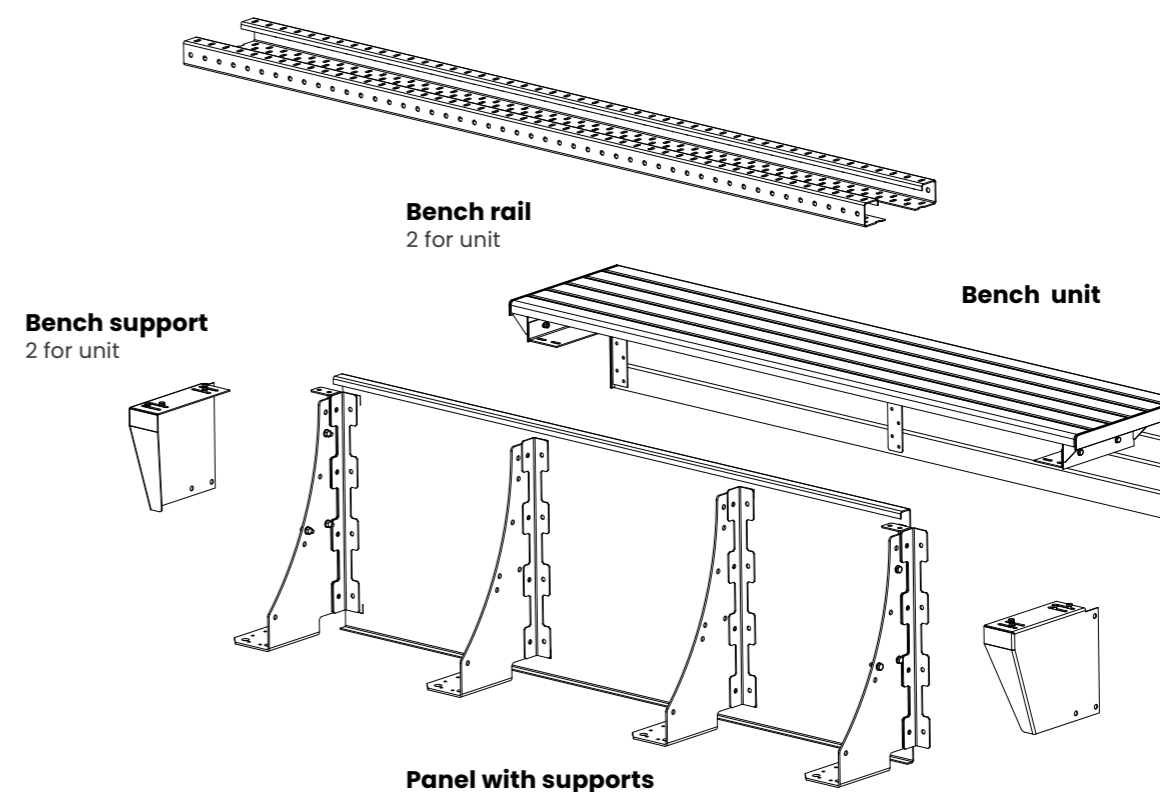
General handling - health and safety

Good lifting and transporting practices should be adopted to protect the installer and members of the public prior to their installation. Hand and foot protection must be used when carrying out these practices.

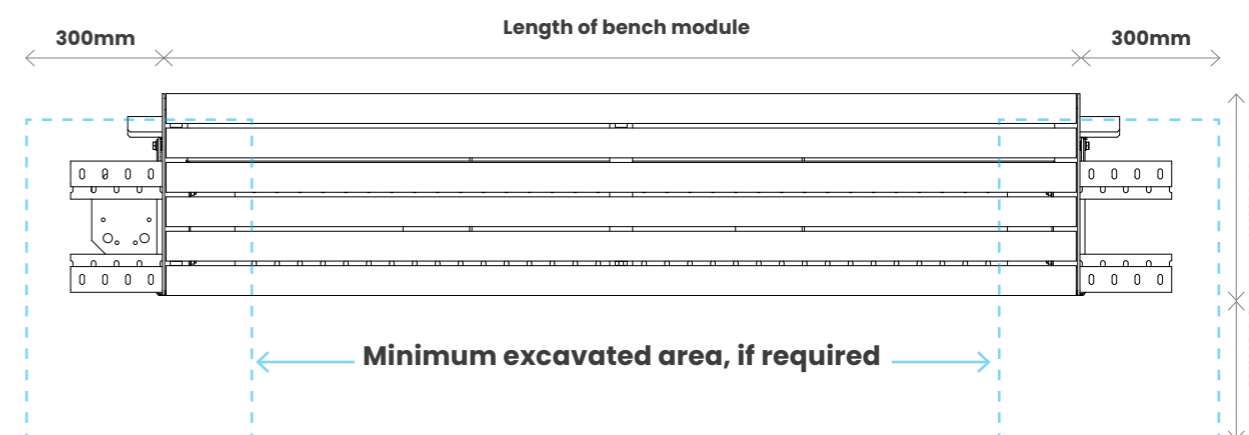
AKRI Snap. Technical Info. Seating

Seating. Parts supplied

AKRI Snap is supplied in 2 parts, the platform and the supports with associated fixings either prefitted or loose. Platforms are supplied with bolted fixing brackets.



Installation of seating is best done before the planter's walling is full of soil. If planter walling is filled with soil we recommend localised excavation of soil/planting around the wall where the seating is to be placed. Typically, the length of the bench plus 300mm offset should provide sufficient working area to install the seating, see below.

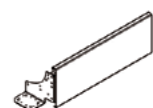


AKRI Snap. Codes & Dimensions

Panels – 300 h

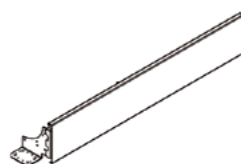
AKRS3-30PL1

1 metre panel with 1 support



AKRS3-30PL2

2 metre panel with 2 supports



AKRS3-30CN1

Open corner with 1 support



AKRS3-30CN2

Closed corner with 1 support



AKRS3-30PL1	1 metre panel	1000	300	300	12
AKRS3-30PL2	2 metre panel	2000	300	300	24
AKRS3-30CN1	Open corner	500	500	300	12
AKRS3-30CN2	Closed corner	500	500	300	12

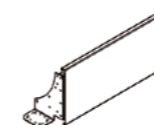
Furnitubes reserve the right to alter designs and dimensions at any time to improve our products. Dimensions are given for information purposes only. If dimensions are critical please contact our sales team.

AKRI Snap. Codes & Dimensions

Panels – 500 h

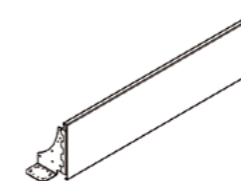
AKRS3-50PL1

1 metre panel with 1 support



AKRS3-50PL2

2 metre panel with 2 supports



AKRS3-50CN1

Open corner with 1 support



AKRS3-50CN2

Closed corner with 1 support



AKRS3-50PL1	1 metre panel	1000	300	500	19
AKRS3-50PL2	2 metre panel	2000	300	500	37
AKRS3-50CN1	Open corner	500	500	300	19
AKRS3-50CN2	Closed corner	500	500	500	19

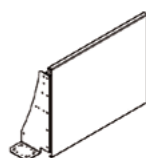
Furnitubes reserve the right to alter designs and dimensions at any time to improve our products. Dimensions are given for information purposes only. If dimensions are critical please contact our sales team.

AKRI Snap. Codes & Dimensions

Panels – 800 h

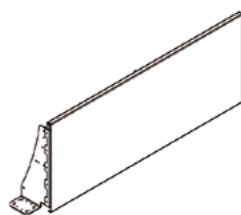
AKRS3-80PL1

1 metre panel with 1 support



AKRS3-80PL2

2 metre panel with 2 supports



AKRS3-80CN1

Open corner with 1 support



AKRS3-80CN2

Closed corner with 1 support



Code	Description	Length (mm)	Width (mm)	Depth (mm)	Weight (kg)
AKRS3-80PL1	1 metre panel	1000	300	800	29
AKRS3-80PL2	2 metre panel	2000	300	800	58
AKRS3-80CN1	Open corner	500	500	800	29
AKRS3-80CN2	Closed corner	500	500	800	29

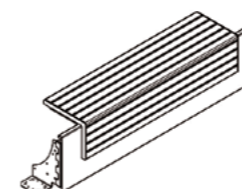
Furnitubes reserve the right to alter designs and dimensions at any time to improve our products. Dimensions are given for information purposes only. If dimensions are critical please contact our sales team.

AKRI Snap. Codes & Dimensions

Seats – 500 h

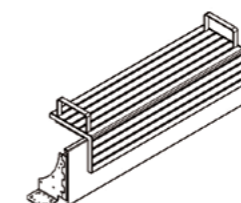
AKRS3-50PB16-TP

1600 bench on 500h panel



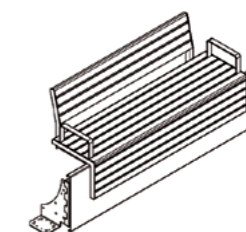
AKRS3-50PBA16-TP

1600 bench with end arms on 500h panel



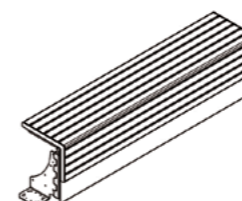
AKRS3-50PBAK16-TP

1600 seat with end arms on 500h panel



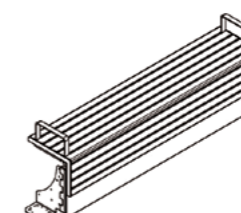
AKRS3-50PB20-TP

2000 bench on 500h panel




AKRS3-50PBA20-TP

2000 bench with end arms on 500h panel



AKRS3-50PBAK20-TP

2000 seat with end arms on 500h panel



Code	Description	Length (mm)	Width (mm)	Depth (mm)	Weight (kg)
AKRS3-50PB16-TP	3 person bench on 2 metre panel	1600	500	550	80
AKRS3-50PBA16-TP	3 person bench with end arms on 2 metre panel	1600	500	550	84
AKRS3-50PBAK16-TP	3 person seat with end arms on 2 metre panel	1600	500	550	95
AKRS3-50PB20-TP	4 person bench on 2 metre panel	2000	500	550	87
AKRS3-50PBA20-TP	4 person bench with end arms on 2 metre panel	2000	500	550	90
AKRS3-50PBAK20-TP	4 person seat with end arms on 2 metre panel	2000	500	550	105

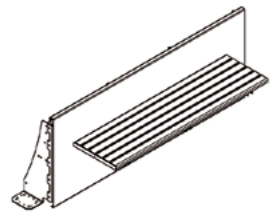
Furnitubes reserve the right to alter designs and dimensions at any time to improve our products. Dimensions are given for information purposes only. If dimensions are critical please contact our sales team.

AKRI Snap. Codes & Dimensions

Cantilever Seats & Trays

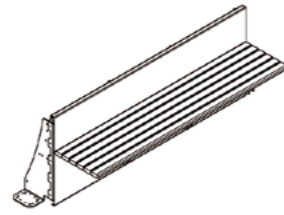
AKRS3-80CB16-TP

1600 cantilever bench on 800h panel



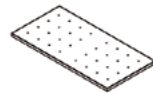
AKRS3-80CB20-TP

2000 cantilever bench on 800h panel




AKRS3-TR1






Large tray 1000 x 500



AKRS3-TR2

Small tray 500 x 500



						
AKRS3-80CB16-TP	3 person bench on 2 metre panel	1600	500	800	550	116
AKRS3-80CB20-TP	4 person bench on 2 metre panel	2000	500	800	550	120
AKRS3-TR1	Large galvanized Tray 1000 x 500	1000	500	30	-	13
AKRS3-TR2	Small galvanized Tray 500 x 500	500	500	30	-	7

Furnitubes reserve the right to alter designs and dimensions at any time to improve our products.
Dimensions are given for information purposes only. If dimensions are critical please contact our sales team.

Why Furnitubes.

Made in the UK

Our factory is based in Kent, so expect faster lead times and no supply chain delays.

Easy to maintain + low labour costs

We make sure that fixing points are easily accessible so slats and brackets can be changed easily when damaged.

Modular solutions

Our ranges are modular and customisable. Seating and planters can be easily combined. Be creative without blowing the budget!

Our approach

We take a considered approach to design; it's not just about the end product. We take everything in the process into consideration, we are collaborative, and we are committed to producing products that improve our environment and keep people safe.



Our Process.

Get in touch

it's as simple as that, give us a call or drop us an email, we're happy to help whatever the medium!

Collaborate

Depending on your needs, you might not actually need us at this stage, that's the beauty of our modular ranges – they're designed with you in mind, so you can specify with ease. Nevertheless, we are here for you if you do – our design team are always on hand to discuss the nitty gritty of your project.

Specification

This is where our team of experts take the wheel and help you with sketches, CADs and more to help you specify our products as easily as possible.

Production + delivery

All of our products are designed and manufactured in the UK allowing us to give you shorter lead times. With a dedicated project manager keeping you in the loop, you can trust everything is in hand.




Furnitubes



Furnitubes



Furnitubes International UK



furnitubes
shaping outdoor spaces

T: +44 (0)20 8378 3200
E: sales@furnitubes.com
www.furnitubes.com