

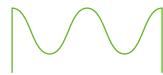
# Zenith & Horizon Seating and tables.





# Zenith & Horizon.

Contemporary styling combined  
with robust manufacture



Since Furnitubes designed and launched its first Zenith over a decade ago, the range has proved to be one of our most popular seating products. From the original seat design has grown a comprehensive range of straight and curved seats and benches, available in a wide selection of forms, sizes and material options. The original Zenith seats have a characteristic aerofoil shape end profile.

A new variation is now offered in the form of the Zenith Horizon range, with


flat seat and backrest profiles giving a more contemporary appearance to the original design. Complementary tables are available in both ranges.

Whatever your choice of specific product, the Zenith range will deliver quality design and manufacturing detail to your scheme. As well as seating-based items, the Zenith range also comprises a number of bollard and litter bin options that allow a coordinated suite of products to be used across an entire scheme.

## Zenith Horizon Range

The simplified end profile of the Horizon makes for flat seat and backrests and a contemporary character. Unique features and benefits of this range include:


- Coordinated widths of seats and benches allows adjacent placement of different forms to create continuous seating runs
- Curved seats and benches can be used to create geometric layouts such as circles and waves, and if different radii sizes are mixed, can form more organic layouts
- Straight seats can have side-to-side or front-to-back timbers, each with its own distinct aesthetic and complementary styling of armrests
- Separate platform and post sub-assemblies, allowing seat platforms to be removed for any routine maintenance works or simple replacement



## Zenith (Original) Range

The original Zenith design is characterised by aerofoil-shaped ends to the seat platform and curved profile seat and backrest. Timbers run side-to-side on straight seats and front-to-back on curved versions. Unique features and benefits of this range include:

- Long-established popular range of seating options that have been proven to withstand the rigours of placement in the public realm throughout the UK for many years
- Wide range of seat slat material options, particularly on straight versions, including timber, wood plastic composite, recycled plastic, steel and stainless steel
- Separate platform and post sub-assemblies, allowing seat platforms to be removed for any routine maintenance works or simple replacement



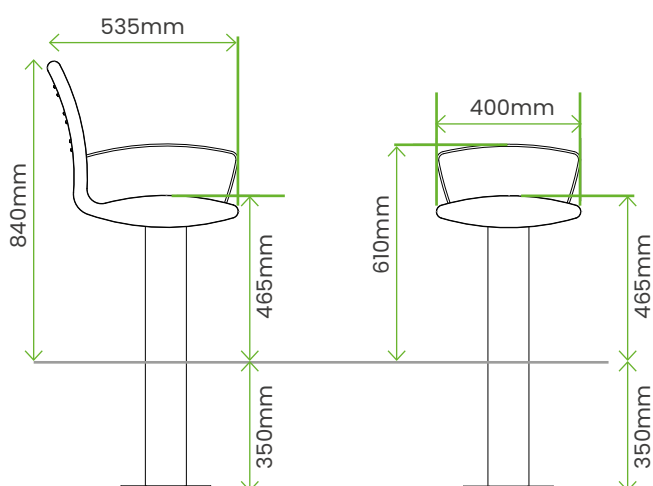
# Zenith Range.

# Zenith Straight Seats & Benches.

The original Zenith range is supplied as separate platform and post sub-assemblies steel framework with seat and backrests infilled in a choice of materials and finishes.

Steelwork is hot dip galvanised as standard (with the option of a supplementary polyester powder coated or plastic coated finish) or alternatively can be supplied in stainless steel, in various grades and finishes.

Zenith straight seats and benches are offered in many different configurations as standard, and other special variations can be readily supplied on request. Complementary curved seats and benches are also available for the timber slatted version.



## ZENITH SEATING: SUMMARY OF SEAT SLAT SIZE, MATERIAL & FINISH OPTIONS

	BENCHES:			SEATS:		
	1.83m Straight	2.43m Straight	Curved (all radii)	1.83m Straight	2.43m Straight	Curved (all radii)
Iroko hardwood, 65 x 32mm Smooth planed finish	•	•	•	•	•	•
	<b>(4 slats)</b>			<b>(4 + 3 slats)</b>		
Wood plastic composite (WPC), 65 x 32mm Dark iroko colour	•	•	-	•	•	-
	<b>(4 slats)</b>			<b>(4 + 3 slats)</b>		
Recycled plastic, 104 x 34mm Brown or black colours	•	•	-	•	•	-
	<b>(3 slats)</b>			<b>(3 + 2 slats)</b>		
Mild steel galvanised, 65 x 32mm PPC coated to any RAL reference Plastic coated in selected colours	•	•	-	•	•	-
	<b>(4 slats)</b>			<b>(4 + 3 slats)</b>		
Stainless steel G304 / G316. 65 x 32mm Satin or mirror polished	•	•	-	•	•	-
	<b>(4 slats)</b>			<b>(4 + 3 slats)</b>		

# Zenith Straight Seating Armrests.

## Armrests to suit your requirement

Armrests define individual seating spaces and are particularly useful to less able-bodied people as an aid to lowering themselves onto and alighting off a seat. Appropriate placement of armrests can also deter rough sleeping. The positions of armrests on all Zenith range seating are pre-determined to provide a comfortable seating width, and a number of different configurations are possible on standard

3- and 4-person seats and benches, as illustrated below, with each combination given a unique code suffix.

Other armrest combinations are possible, though we would recommend that they are always fixed at the standard positions in order to maintain comfortable seating position widths, and not to divide the seat into sizes that result in 'dead space'.

## 3-person seats



Arms: none  
Suffix: none



Arms: 2 Ends  
Suffix: **A**

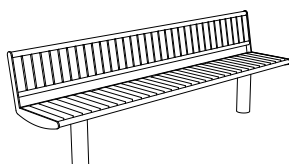


Arms: 2 Centres  
Suffix: **C**

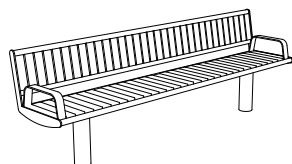


Arms: 2 Ends + 2 Centres  
Suffix: **AC**

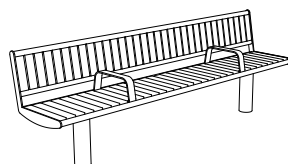
## 4-person seats



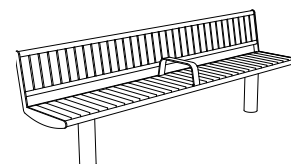
Arms: none  
Suffix: none



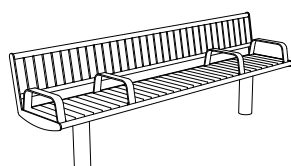
Arms: 2 Ends  
Suffix: **A**



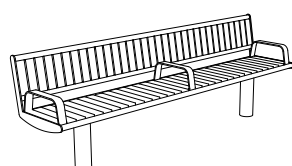
Arms: 2 Centres  
Suffix: **C**



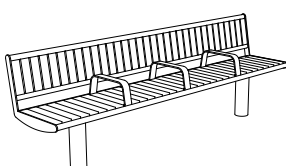
Arms: 1 Mid  
Suffix: **M**



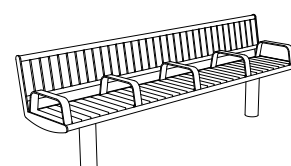
Arms: 2 Ends + 2 Centres  
Suffix: **AC**



Arms: 2 Ends + 1 Mid  
Suffix: **AM**



Arms: 2 Centres + 1 Mid  
Suffix: **CM**



Arms: 2 Ends + 2 Centres + 1 Mid  
Suffix: **ACM**

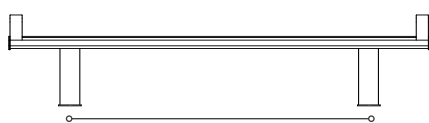
# ZENITH.

## Straight seats & benches

Standard assembly: steel frame and posts for in-ground fixing, hot dip galvanised, with iroko timber slats in smooth planed finish




1120mm  
3 person / 1830mm long seats & benches have 2 support posts



1720mm  
4 person / 2430mm long seats & benches have 2 support posts

### Seat



3 person / 1830mm long

<b>SEAT WITHOUT ARMS</b>	ZEN 6
<b>SEAT + 2 END ARMS</b>	ZEN 6A
<b>SEAT + 2 CENTRE ARMS</b>	ZEN 6C
<b>SEAT + 2 END &amp; 2 CENTRE ARM</b>	ZEN 6AC

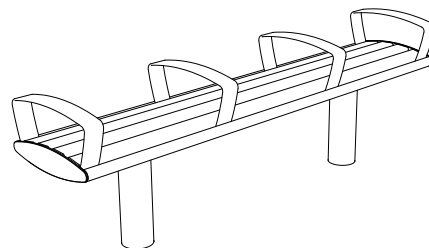
4 person / 2430mm long

<b>SEAT WITHOUT ARMS</b>	ZEN 8
<b>SEAT + 2 END ARMS</b>	ZEN 8A
<b>SEAT + 2 CENTRE ARMS</b>	ZEN 8C
<b>SEAT + 1 MID ARM</b>	ZEN 8M
<b>SEAT + 2 END &amp; 2 CENTRE ARMS</b>	ZEN 8AC
<b>SEAT + 2 END &amp; 1 MID ARMS</b>	ZEN 8AM
<b>SEAT + 2 CENTRE &amp; 1 MID ARM</b>	ZEN 8CM
<b>SEAT + 2 END, 2 CENTRE &amp; 1 MID ARMS</b>	ZEN 8ACM

## Options (All Seats & Benches)

- Other overall lengths, including 1 or 2 person seats / benches
- Alternative armrest configurations
- Base plated posts for bolt-down installation
- Anti-skate devices on front bar (+ rear bar for benches)
- Framework & posts in polyester powder coated finish
- Framework & posts in plastic coated finish
- Framework & posts in stainless steel, various grades & finishes
- Alternative slat materials, including wood plastic composite (WPC) (3-person only)

### Bench



3 person / 1830mm long

<b>SEAT WITHOUT ARMS</b>	ZEN B6
<b>SEAT + 2 END ARMS</b>	ZEN B6A
<b>SEAT + 2 CENTRE ARMS</b>	ZEN B6C
<b>SEAT + 2 END &amp; 2 CENTRE ARM</b>	ZEN B6AC

4 person / 2430mm long

<b>SEAT WITHOUT ARMS</b>	ZEN B8
<b>SEAT + 2 END ARMS</b>	ZEN B8A
<b>SEAT + 2 CENTRE ARMS</b>	ZEN B8C
<b>SEAT + 1 MID ARM</b>	ZEN B8M
<b>SEAT + 2 END &amp; 2 CENTRE ARMS</b>	ZEN B8AC
<b>SEAT + 2 END &amp; 1 MID ARMS</b>	ZEN B8AM
<b>SEAT + 2 CENTRE &amp; 1 MID ARM</b>	ZEN B8CM
<b>SEAT + 2 END, 2 CENTRE &amp; 1 MID ARMS</b>	ZEN B8ACM



# Zenith Curved Seating ●

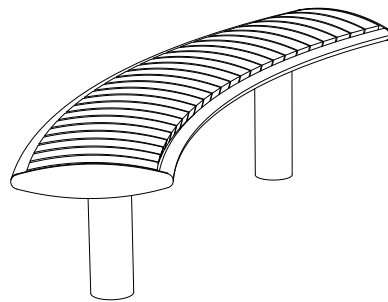
Curved seating is a popular choice for many locations, serving to visually break up orthogonal site layouts and emphasise features such as trees. Curved seating can be used independently, in pairs or multiples to create arcs (benches can also be used in wave arrangements) or linked to form complete circles.

Whilst benches can be accessed from either side, seats are supplied with either internal or external backrests. Slats on curved seating are arranged in a radial / front-to-back layout

(contrasting with the side-to-side arrangement on straight seats) and are profiled to match the aerofoil shape of the steelwork end frames. Four curve sizes – from 1.8m up to to 3.6m – are offered as standard, all configured around a given number of units to form a complete circle, with each segment designed for 3 people. Removal of segments whilst maintaining the same setting out arrangement allows access to the centre of the circle. Other sizes to suit site-specific dimensions can be supplied on request.

## Bench

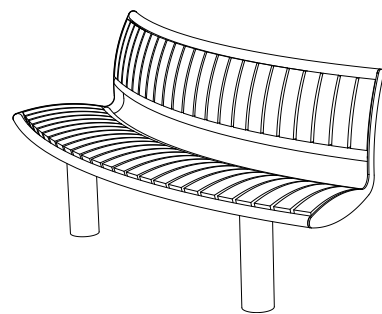
Benches are a popular choice where access can be gained from both sides, allowing people to sit facing opposite directions. Benches are most often used for 'short stay' seating locations.



---

## Seat – internal backrest

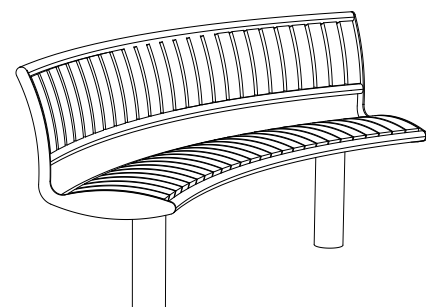
Most often used around features such as specimen trees, convex seats are ideal for outward-looking situations. The geometry of the design means that back slats are more tightly spaced than seat slats.



---

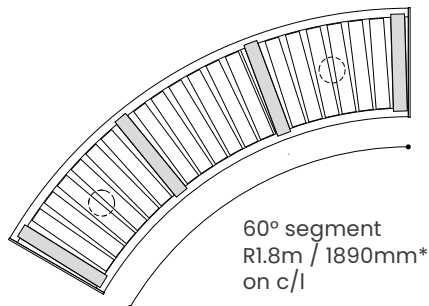
## Seat – external backrest

These seats are often used to round off corners or to focus on a central feature in the landscape. The geometry of the design means that back slats are less tightly spaced than seat slats.



# Zenith Curved Seats & Benches.

## 60° / 1.8m radius, 3 person seat & bench units



60° segment  
R1.8m / 1890mm\*  
on c/l

### BENCHES

ZEN RB 186

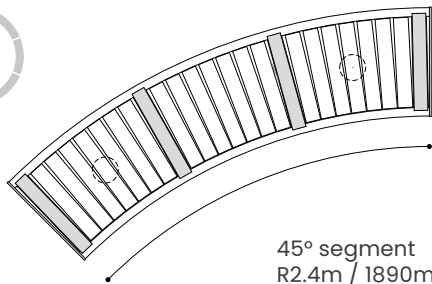
### SEATS WITH INTERNAL BACKREST

ZEN RSX 186

### SEATS WITH EXTERNAL BACKREST

ZEN RSV 186

## 45° / 2.4m radius, 3 person seat & bench units



45° segment  
R2.4m / 1890mm\*  
on c/l

### BENCHES

ZEN RB 248

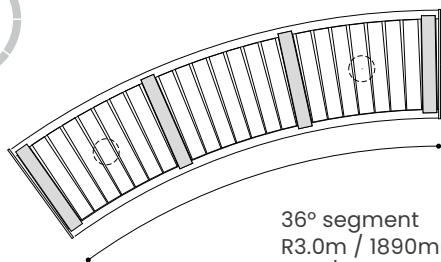
### SEATS WITH INTERNAL BACKREST

ZEN RSX 248

### SEATS WITH EXTERNAL BACKREST

ZEN RSV 248

## 36° / 3.0m radius, 3 person seat & bench units



36° segment  
R3.0m / 1890mm\*  
on c/l

### BENCHES

ZEN RB 3010

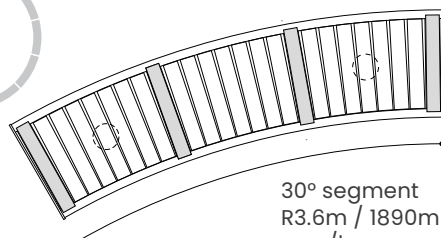
### SEATS WITH INTERNAL BACKREST

ZEN RSX 3010

### SEATS WITH EXTERNAL BACKREST

ZEN RSV 3010

## 30° / 3.6m radius, 3 person seat & bench units



30° segment  
R3.6m / 1890mm\*  
on c/l

### BENCHES

ZEN RB 3612

### SEATS WITH INTERNAL BACKREST

ZEN RSX 3612

### SEATS WITH EXTERNAL BACKREST

ZEN RSV 3612

# Zenith Picnic Benches & Tables.

## Timber-topped table with central steel plate

Available in two standard lengths, to suit either 6 or 8 sitters, the original Zenith table is designed to complement the corresponding seating range.

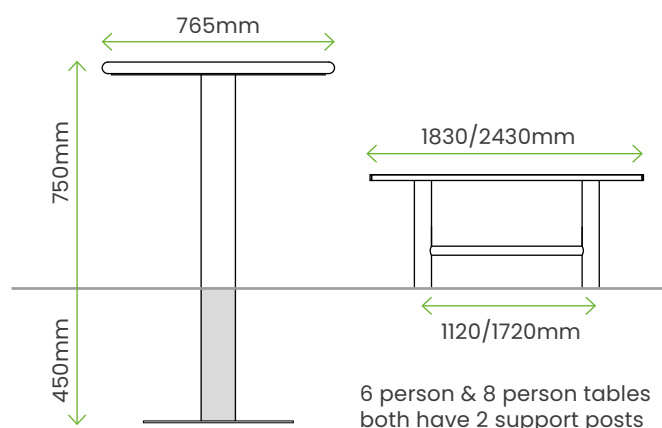
Tough materials and robust construction makes the tables a popular choice for a wide range of sites, from outdoor dining areas in schools and education campuses, to seafronts and woodland picnic areas. Other lengths are available on request, including shorter versions which can serve as fixed games tables in a public realm situation. The inset posts on all versions make the table accessible to wheelchair users from both ends.

Although generally supplied as an independent item, the table can be joined (either above or below ground) to benches or seats via low level plates to form a single-piece picnic-style table set, which can be bolted down or used as a freestanding unit.



## Options (All Seats & Benches)

- Other overall lengths, including 2 or 4 person tables
- Base plated posts for bolt-down installation
- Combined assembly with benches or seats for freestanding or bolt-down installation
- Framework & posts in polyester powder coated finish
- Framework & posts in plastic coated finish
- Framework & posts in stainless steel, various grades & finishes
- Alternative slat materials, including wood plastic composite (WPC)
- Timbers with UV protective finish



**6 PERSON (3 PER SIDE) /  
1830MM LONG TABLE**

ZEN T6

**8 PERSON (4 PER SIDE) /  
2430MM LONG TABLE**

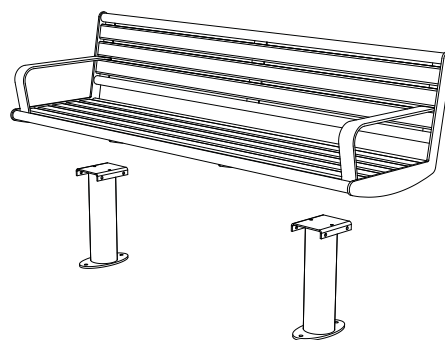
ZEN T8

# Zenith Horizon Range.

# Second generation Zenith Seating.


The Horizon range offers many of the features of the original Zenith design, but has been re-styled to suit more contemporary settings and with the following key differences:

- Common width to platforms of both seat and bench, so they can be used side-by-side to create a continuous lines of multi-form seating.
- Two slat orientations. Side-to-side slats are available on straight line seating only, and front-to-back slats are standard options on both straight and curved seating for a fully coordinated appearance on sites that use multiple variations of seat forms.



## Continuous seating

A major benefit of the new Zenith Horizon range is that the platform profiles and the alignment of the support posts are common to both the seat and bench, meaning they can be placed side-by-side to form a continuous line of variable form seating. This takes up less space than separated independent seats, provides different types of seating to suit the needs of different user groups, and also looks more interesting than identical seating throughout.



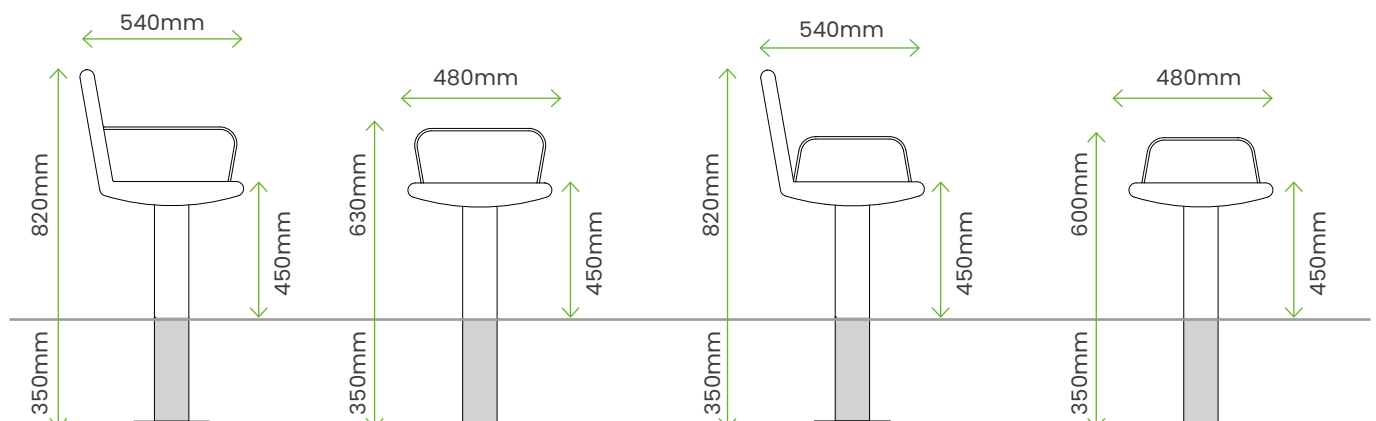
## Side-to-side slats

A major benefit of the new Zenith Horizon range is that the platform profiles and the alignment of the support posts are common to both the seat and bench, meaning they can be placed side-by-side to form a continuous line of variable form



## Front-to-back slats

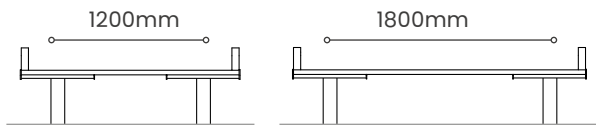
This range uses shorter but a greater number of slats, which gives a slightly more refined aesthetic compared with equivalent seating with side-to-side slats. The principle benefit though is that slats can be arranged radially on curved seating, to allow circular and wave-form layouts. Armrests, which are common to seat and bench units, taper inwards at the top.



# ZENITH Horizon.

## Side-to-side slats Straight seats & benches

Standard assembly: steel frame & bolt-on posts for in-ground fixing, hot dip galvanised, with iroko timber slats in smooth planed finish

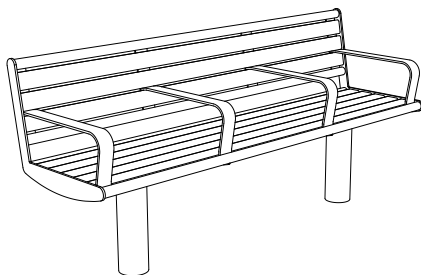


3 person / 1890mm long & 4 person / 2490mm long seats & benches all have 2 support posts

## Options (All Seats & Benches)

- Other overall lengths, including 1 or 2 person seats / benches
- Alternative armrest configurations
- Base plated posts for bolt-down installation
- Anti-skate devices on front bar (+ rear bar for benches)
- Framework & posts in polyester powder coated finish
- Framework & posts in plastic coated finish
- Framework & posts in stainless steel, various grades & finishes
- Timbers with UV protective finish

### Seat



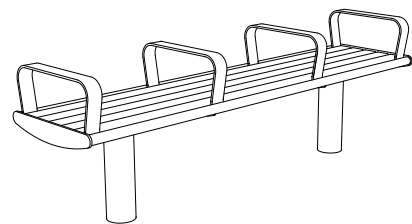
3 person / 1890mm long

<b>SEAT WITHOUT ARMS</b>	ZNH 6
<b>SEAT + 2 END ARMS</b>	ZNH 6A
<b>SEAT + 2 CENTRE ARMS</b>	ZNH 6C
<b>SEAT + 2 END &amp; 2 CENTRE ARM</b>	ZNH 6AC

4 person / 2490mm long

<b>SEAT WITHOUT ARMS</b>	ZNH 8
<b>SEAT + 2 END ARMS</b>	ZNH 8A
<b>SEAT + 2 CENTRE ARMS</b>	ZNH 8C
<b>SEAT + 1 MID ARM</b>	ZNH 8M
<b>SEAT + 2 END &amp; 2 CENTRE ARMS</b>	ZNH 8AC
<b>SEAT + 2 END &amp; 1 MID ARMS</b>	ZNH 8AM
<b>SEAT + 2 CENTRE &amp; 1 MID ARM</b>	ZNH 8CM
<b>SEAT + 2 END, 2 CENTRE &amp; 1 MID ARMS</b>	ZNH 8ACM

### Bench



3 person / 1890mm long

<b>SEAT WITHOUT ARMS</b>	ZNH B6
<b>SEAT + 2 END ARMS</b>	ZNH B6A
<b>SEAT + 2 CENTRE ARMS</b>	ZNH B6C
<b>SEAT + 2 END &amp; 2 CENTRE ARM</b>	ZNH B6AC

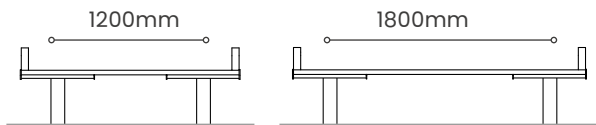
4 person / 2490mm long

<b>SEAT WITHOUT ARMS</b>	ZNH B8
<b>SEAT + 2 END ARMS</b>	ZNH B8A
<b>SEAT + 2 CENTRE ARMS</b>	ZNH B8C
<b>SEAT + 1 MID ARM</b>	ZNH B8M
<b>SEAT + 2 END &amp; 2 CENTRE ARMS</b>	ZNH B8AC
<b>SEAT + 2 END &amp; 1 MID ARMS</b>	ZNH B8AM
<b>SEAT + 2 CENTRE &amp; 1 MID ARM</b>	ZNH B8CM
<b>SEAT + 2 END, 2 CENTRE &amp; 1 MID ARMS</b>	ZNH B8ACM

# ZENITH Horizon.

## Front-to-back slats Straight seats & benches

Standard assembly: steel frame & bolt-on posts for in-ground fixing, hot dip galvanised, with iroko timber slats in smooth planed finish

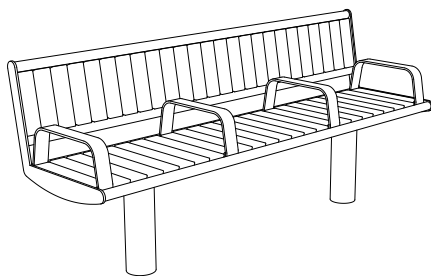


3 person / 1890mm long & 4 person / 2470mm long seats & benches all have 2 support posts

## Options (All Seats & Benches)

- Other overall lengths, including 1 or 2 person seats / benches
- Alternative armrest configurations
- Base plated posts for bolt-down installation
- Anti-skate devices on front bar (+ rear bar for benches)
- Framework & posts in polyester powder coated finish
- Framework & posts in plastic coated finish
- Framework & posts in stainless steel, various grades & finishes
- Timbers with UV protective finish
- Wood plastic composite (WPC) slats

### Seat



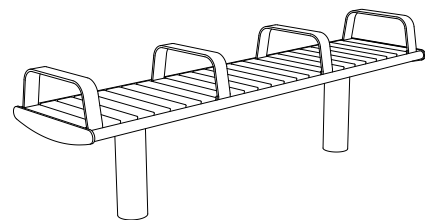
3 person / 1890mm long

<b>SEAT WITHOUT ARMS</b>	ZNF 6
<b>SEAT + 2 END ARMS</b>	ZNF 6A
<b>SEAT + 2 CENTRE ARMS</b>	ZNF 6C
<b>SEAT + 2 END &amp; 2 CENTRE ARM</b>	ZNF 6AC

4 person / 2490mm long

<b>SEAT WITHOUT ARMS</b>	ZNF 8
<b>SEAT + 2 END ARMS</b>	ZNF 8A
<b>SEAT + 2 CENTRE ARMS</b>	ZNF 8C
<b>SEAT + 1 MID ARM</b>	ZNF 8M
<b>SEAT + 2 END &amp; 2 CENTRE ARMS</b>	ZNF 8AC
<b>SEAT + 2 END &amp; 1 MID ARMS</b>	ZNF 8AM
<b>SEAT + 2 CENTRE &amp; 1 MID ARM</b>	ZNF 8CM
<b>SEAT + 2 END, 2 CENTRE &amp; 1 MID ARMS</b>	ZNF 8ACM

### Bench



3 person / 1890mm long

<b>SEAT WITHOUT ARMS</b>	ZNF B6
<b>SEAT + 2 END ARMS</b>	ZNF B6A
<b>SEAT + 2 CENTRE ARMS</b>	ZNF B6C
<b>SEAT + 2 END &amp; 2 CENTRE ARM</b>	ZNF B6AC

4 person / 2490mm long

<b>SEAT WITHOUT ARMS</b>	ZNF B8
<b>SEAT + 2 END ARMS</b>	ZNF B8A
<b>SEAT + 2 CENTRE ARMS</b>	ZNF B8C
<b>SEAT + 1 MID ARM</b>	ZNF B8M
<b>SEAT + 2 END &amp; 2 CENTRE ARMS</b>	ZNF B8AC
<b>SEAT + 2 END &amp; 1 MID ARMS</b>	ZNF B8AM
<b>SEAT + 2 CENTRE &amp; 1 MID ARM</b>	ZNF B8CM
<b>SEAT + 2 END, 2 CENTRE &amp; 1 MID ARMS</b>	ZNF B8ACM



# Zenith Horizon Curved Seating •

## Standard curved options to suit most sites

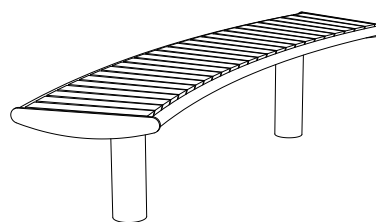
Armrests define individual seating spaces and are particularly useful to less able-bodied people as an aid to lowering themselves onto and alighting off a seat. Appropriate placement of armrests can also deter rough sleeping. The positions of armrests on all Zenith range seating are pre-determined to provide a comfortable seating width, and a number of different configurations are possible on standard

3- and 4-person seats and benches, as illustrated below, with each combination given a unique code suffix.

Other armrest combinations are possible, though we would recommend that they are always fixed at the standard positions in order to maintain comfortable seating position widths, and not to divide the seat into sizes that result in 'dead space'.

### Bench

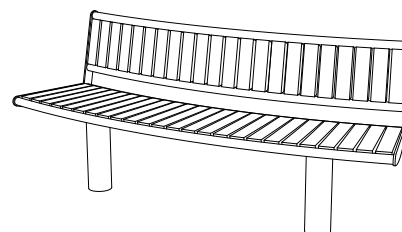
Benches are a popular choice where access can be gained from both sides, allowing people to sit facing opposite directions. Benches are most often used for 'short stay' seating locations.



---

### Seat - internal backrest

Most often used around features such as specimen trees, and ideal for outward-looking situations. The backrest provides a comfortable support for longer term seating.



---

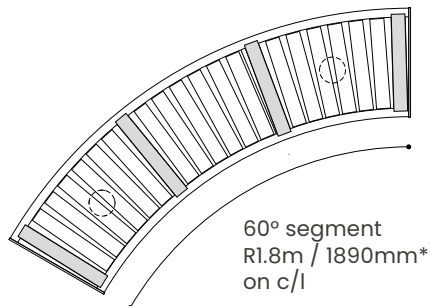
### Seat - external backrest

These seats are often used to focus on a central feature in the landscape or to provide visually softer alternative to corner seating.



# Zenith Horizon Curved Seating.

## 60° / 1.8m radius, 3 person seat & bench units



### BENCHES

ZNF RB 186

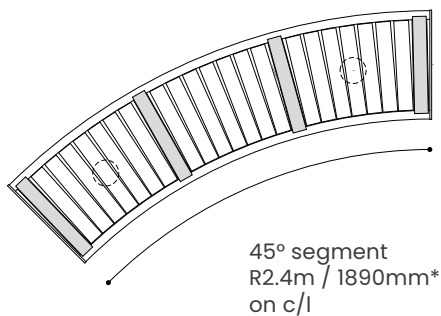
### SEATS WITH INTERNAL BACKREST

ZNF RSX 186

### SEATS WITH EXTERNAL BACKREST

ZNF RSV 186

## 45° / 2.4m radius, 3 person seat & bench units



### BENCHES

ZNF RB 248

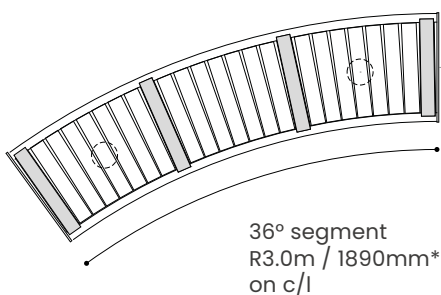
### SEATS WITH INTERNAL BACKREST

ZNF RSX 248

### SEATS WITH EXTERNAL BACKREST

ZNF RSV 248

## 36° / 3.0m radius, 3 person seat & bench units



### BENCHES

ZNF RB 3010

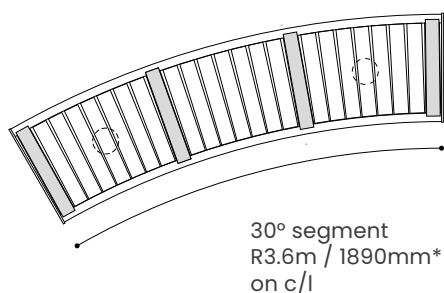
### SEATS WITH INTERNAL BACKREST

ZNF RSX 3010

### SEATS WITH EXTERNAL BACKREST

ZNF RSV 3010

## 30° / 3.6m radius, 3 person seat & bench units



### BENCHES

ZNF RB 3612

### SEATS WITH INTERNAL BACKREST

ZNF RSX 3612

### SEATS WITH EXTERNAL BACKREST

ZNF RSV 3612

# Zenith Horizon Circular Seating •

## Zenith Horizon in the round

Curved seating, and circular arrangements in particular, are a popular choice on many landscape schemes. Inward facing curves offer greater sociability compared with linear seating, and outward facing seating is often used to encircle a prominent site feature, such as a specimen tree.

Zenith Horizon curved seating units have been designed around four standard circle diameters - 3.6m, 4.8m, 6.0m and 7.2m (measured on the seating platform centre line) - which all divide up to give common unit lengths based on a 3-person seat.

There are multiple layout options, including fully enclosed circles, horseshoes with a single opening and circles with gaps for access into the central area. Internal or external backrests can be supplied on all individual units, with the further option of armrests if required.

Shown below and on the following page are examples of the types of circular layouts that can be achieved with standard Zenith Horizon curved seating units, shown on Ø3.6m layouts.

### Enclosed circles

Full circular arrangements are ideal around site features such as trees, where users sit facing outwards and access to the central area is not needed.



6 x bench units



2 x bench units  
4 x seats units with backrest

### Horseshoes

Circular arrangements with a single gap allow access to the central space and are popular as exterior teaching areas in school grounds.



5 x bench units



2 x bench units  
3 x seats units with backrest

### Open circles

Gaps in circular arrangements allow access to the central area, including for wheelchairs, and also serve to visually break up large volumes of seating.








4 x bench units









2 x bench units  
2 x seats units with backrest

# Zenith Horizon Circular Seating.







## Ø3.6M CIRCLE C/L (RADIUS 1.8M)

					
<b>MODULE TYPE</b>	6 X SEATING UNITS	5 X SEATING UNITS	4 X SEATING UNITS	4 X SEATING UNITS	3 X SEATING UNITS
<b>SEATS</b>	18 PEOPLE	15 PEOPLE	12 PEOPLE	12 PEOPLE	9 PEOPLE
<b>GAP</b>		1550MM	1550MM	800MM	1550MM








## Ø4.8M CIRCLE C/L (RADIUS 2.4M)

						
<b>MODULE TYPE</b>	8 X SEATING UNITS	7 X SEATING UNITS	6 X SEATING UNITS	6 X SEATING UNITS	5 X SEATING UNITS	4 X SEATING UNITS
<b>SEATS</b>	24 PEOPLE	21 PEOPLE	18 PEOPLE	18 PEOPLE	15 PEOPLE	12 PEOPLE
<b>GAP</b>		1650MM	1650MM	1100MM	1000MM	1650MM

## Ø6M CIRCLE C/L (RADIUS 3.0M)

						
<b>MODULE TYPE</b>	10 X SEATING UNITS	9 X SEATING UNITS	8 X SEATING UNITS	6 X SEATING UNITS	6 X SEATING UNITS	5 X SEATING UNITS
<b>SEATS</b>	30 PEOPLE	27 PEOPLE	24 PEOPLE	18 PEOPLE	18 PEOPLE	15 PEOPLE
<b>GAP</b>		1770MM	1700MM	2400MM	1150MM	1700MM

## Ø7.2M CIRCLE C/L (RADIUS 3.6M)

							
<b>MODULE TYPE</b>	12 X SEATING UNITS	11 X SEATING UNITS	10 X SEATING UNITS	9 X SEATING UNITS	8 X SEATING UNITS	7 X SEATING UNITS	6 X SEATING UNITS
<b>SEATS</b>	36 PEOPLE	33 PEOPLE	30 PEOPLE	27 PEOPLE	24 PEOPLE	24 PEOPLE	18 PEOPLE
<b>GAP</b>		1750MM	1750MM	1750MM	1750MM	900MM	1750MM

# Zenith Horizon Wave Seating •

## Zenith Horizon with a twist

As with circular seating, wave-form / serpentine shapes are a popular choice for external seating provision, and are often employed in double aspect situations, where sitters can choose which way to view their surroundings.

From just 4 standard radius options, a wide variety of wave forms can be offered by the Zenith Horizon curved range, by introducing changes of direction to the individual units at different points, creating a visual range

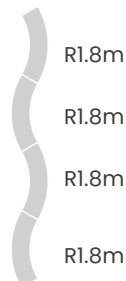
### Geometrical wave-forms

achieved by using:

- Common radius seating units
- Repeating pattern to changes in direction of individual units
- Armrest and backrests in repeating positions



Key plan




from gentle waves to accentuated peaks and troughs.

The examples shown immediately below left and opposite all use common-sized unit seats in a single arrangement, meaning the pattern has a distinct visual geometry. Different radius seating units can be adjoined to form more organic layouts, as shown in the example below right, with backrests and armrest on selected units only to further accentuate the informal appearance.


### Organic wave-forms

achieved by using:

- A variety of different radius units
- Non-repetitive pattern to changes in curve direction
- Backrests and armrests in random positions



Key plan



# Wave configuration.

## Alternate directions

Changing the direction of adjacent curved seating units results in a low profile wave layout, which provides a subtle variation to straight seating, without taking up too much space.

All layouts shown provide 6 seating places.

## 2 segment direction changes

Adjacent curved seats paired in the same direction accentuate the form of the wave, creating a more distinct S-shape layout, particularly on the tight radius models.

These compact layouts provide 12 seating places for good social seating provision.

## 3 segment direction changes

Groups of 3 curved seat units in the same direction give a more pronounced wave dynamic and make a strong visual statement on any site. Tighter radius modules give the impression of two adjoined and mirrored half circles, whereas the more relaxed radius curves create gentler elongated S-shapes.

### C/L RADIUS 1.8M MODULES



MODULE TYPE 2 X 60° / 1890MM UNITS

SEATS 6 PEOPLE

OVERALL AREA 3850 X 980MM



MODULE TYPE 2 X 60° / 1890MM UNITS

SEATS 12 PEOPLE

OVERALL AREA 6670 X 2300MM



MODULE TYPE 6 X 60° / 1890MM UNITS

SEATS 18 PEOPLE

OVERALL AREA 7700 X 4100MM

### C/L RADIUS 2.4M MODULES



MODULE TYPE 2 X 45° / 1890MM UNITS

SEATS 6 PEOPLE

OVERALL AREA 3870 X 870MM



MODULE TYPE 4 X 45° / 1890MM UNITS

SEATS 12 PEOPLE

OVERALL AREA 7140 X 1910MM



MODULE TYPE 6 X 45° / 1890MM UNITS

SEATS 18 PEOPLE

OVERALL AREA 9330 X 3460MM

### C/L RADIUS 3.0M MODULES



MODULE TYPE 2 X 36° / 1890MM UNITS

SEATS 6 PEOPLE

OVERALL AREA 3870 X 790MM



MODULE TYPE 4 X 36° / 1890MM UNITS

SEATS 12 PEOPLE

OVERALL AREA 7350 X 1650MM



MODULE TYPE 6 X 36° / 1890MM UNITS

SEATS 18 PEOPLE

OVERALL AREA 10110 X 2970MM

### C/L RADIUS 3.0M MODULES



MODULE TYPE 2 X 30° / 1890MM UNIT

SEATS 6 PEOPLE

OVERALL AREA 3870 X 750MM



MODULE TYPE 4 X 30° / 1890MM UNITS

SEATS 12 PEOPLE

OVERALL AREA 7450 X 1460MM



MODULE TYPE 6 X 30° / 1890MM UNITS

SEATS 18 PEOPLE

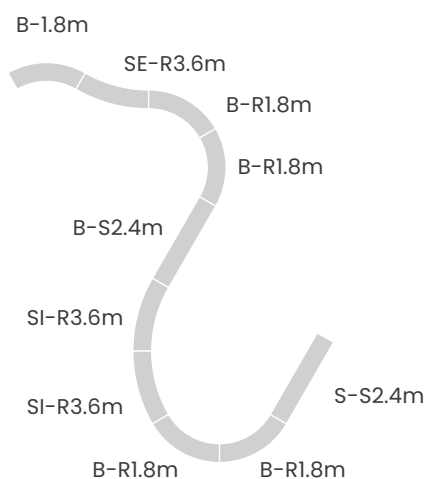
OVERALL AREA 10540 X 2610MM

# Zenith Horizon Configuration.

## Endless configuration possibilities

With the front-to-back slat versions of the Zenith Horizon range, standard straight and curved units can be set adjacent to each other to form seamless continuous run seating, for a practical solution with stunning visual interest, as in the example shown below.

Organic layouts such as this can be further enhanced by mixing benches and seats with backrests, with armrests employed on selected units only.



### Key plan

Units on example configuration:

- B-S2.4m** Bench, straight, 2.4m long
- B-R1.8m** Bench, curved, 1.8m radius
- B-R3.6m** Bench, curved, 3.6m radius
- S-R3.6m** Seat, curved, external backrest, 3.6m radius
- SE-R3.6m** Seat, curved, internal backrest, 3.6m radius
- SI-S2.4m** Seat, straight, 2.4m long

# Zenith Horizon Picnic Benches & Tables.

## Steel-framed all timber-topped table

The table introduces the characteristic aerofoil end profile of the Zenith Horizon seating range, together with timbers arranged to match those used on the Horizon seating in a either side-to-side or front-to-back orientation, for a fully coordinated set of products.

Tables are available in two standard lengths, to suit either 6 or 8 sitters, which also matches standard seat lengths.

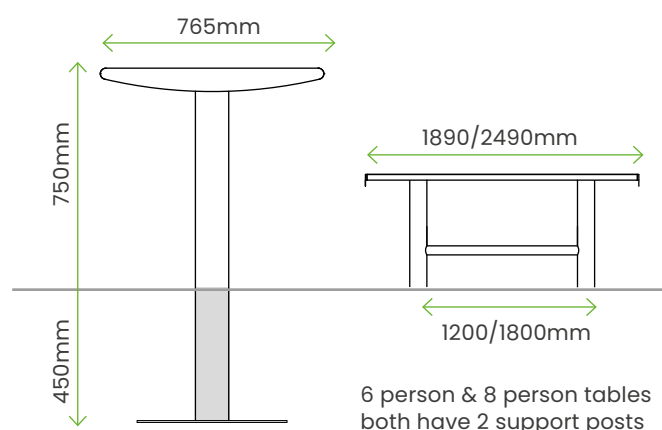
The central alignment of the table posts improves accessibility onto the seats for less able-bodied users and the inset from the ends means wheelchair users can be accommodated as standard.

Although generally supplied as an independent item, the table can be joined (either above or below ground) to benches or seats via a low level plate to form a single-piece picnic-style table set, which can be bolted down or used as a freestanding unit.



## Options (All Seats & Benches)

- Other overall lengths, including 2 or 4 person tables
- Base plated posts for bolt-down installation
- Combined assembly with benches or seats for freestanding or bolt-down installation
- Framework & posts in polyester powder coated finish
- Framework & posts in plastic coated finish
- Framework & posts in stainless steel, various grades & finishes
- Wood plastic composite (WPC) slats – front-to-back slatted models only
- Timbers with UV protective finish



**6 PERSON (3 PER SIDE) / 1890MM LONG TABLE, SIDE-TO-SIDE SLATS**

ZNH T6

**8 PERSON (4 PER SIDE) / 2490MM LONG TABLE, SIDE-TO-SIDE SLATS**

ZNH T8

**6 PERSON (3 PER SIDE) / 1890MM LONG TABLE, FRONT-TO-BACK SLATS**

ZNF T6

**8 PERSON (4 PER SIDE) / 2490MM LONG TABLE, FRONT-TO-BACK SLATS**

ZNF T8

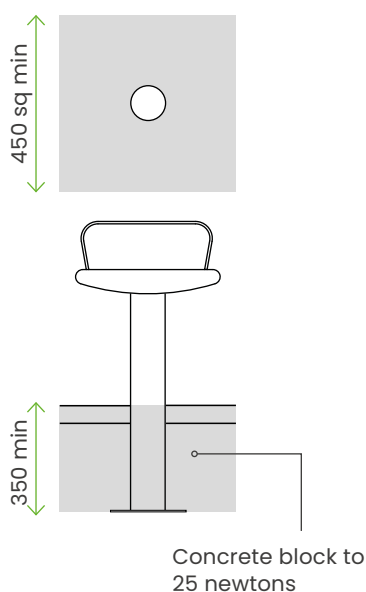


# Installation.

## In-ground



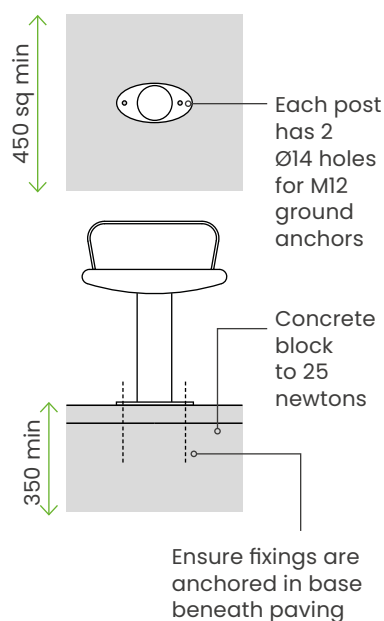
Advantages of an in-ground fixing are that it provides a permanent robust installation and the seat can be installed true plumb regardless of any slope to the paving. Removal of the seat involves disruptive ground excavation though.



## Bolt-down



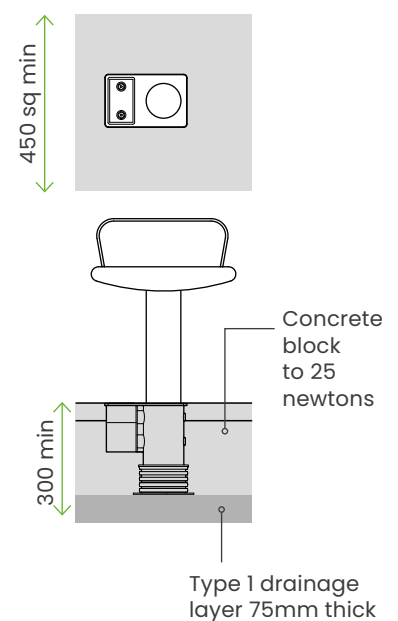
Seat posts can be provided with base plates for a bolt-down installation onto concrete blocks. Bolting down allows for ease of removal, but seats are potentially vulnerable to theft and have to be installed parallel to the pavement, which may not be level.



## In-ground sockets



Seat posts can be provided with base plates for a bolt-down installation onto concrete blocks. Bolting down allows for ease of removal, but seats are potentially vulnerable to theft and have to be installed parallel to the pavement, which may not be level.



**\* Note: sizes shown are minimum recommended foundation block for each seat post in normal ground conditions; if in doubt, seek the advice of a civil engineer.**

# Case studies.

Some of our recent projects where you can see Zenith in its full glory



**Cheltenham  
Racecourse**  
XXXXXX

# Case studies.



**Mercia School, Sheffield**  
XXXXX

# Why Furnitubes.

- **Made in the UK**  
our factory is based in Kent, so expect faster leadtimes and no supply chain delays
- **Easy to maintain + low labour costs**  
we make sure that fixing points are easily accessible so slats and brackets can be changed easily when damaged
- **Modular solutions**  
our ranges are modular and customisable, seating and planters can be easily combined, be creative without blowing the budget
- **Our approach**  
we take a considered approach to design, it's not just about the end product. We take everything in the process into consideration, we are collaborative and we are committed to producing products that improve our environment & keep people safe.



## Our Process.

- **Get in touch** – it's as simple as that, give us a call or drop us an email, we're happy to help whatever the medium!
- **Collaborate** – Depending on your needs, you might not actually need us at this stage, that's the beauty of our modular ranges – they're designed with you in mind, so you can specify with ease. Nevertheless, we are here for you if you do – our design team are always on hand to discuss the nitty gritty of your project.
- **Specification** – This is where our team of experts take the wheel and help you with sketches, CADs and more to help you specify our products as easily as possible.
- **Production + delivery** – all of our products are designed and manufactured in the UK allowing us to give you shorter lead times. With a dedicated project manager keeping you in the loop, you can trust everything is in hand.






Furnitubes



Furnitubes



Furnitubes International UK



**furnitubes**  
shaping outdoor spaces

T: +44 (0)20 8378 3200  
E: [sales@furnitubes.com](mailto:sales@furnitubes.com)  
[www.furnitubes.com](http://www.furnitubes.com)