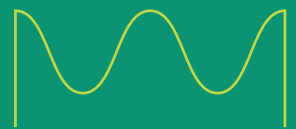
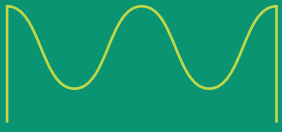


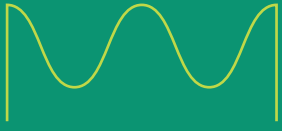


Contemporary seating & tables.




furnitubes
shaping outdoor spaces





Contemporary seating & tables.

Boldly-designed individual products and small ranges



The presence of outdoor seating is an integral part of most landscape schemes and contributes significantly to their overall character. Our picnic benches and tables come in a range of styles to suit all types of projects, from public parks to schools and universities to commercial developments.

Our contemporary seating range is a collection of individual seating products and small ranges generally characterised by their straightforward aesthetic and often bold design, with particular attention to detail.

The range includes a wide variety of styles and materials, including steel in galvanised or coated finishes, stainless steels in various finishes, and with the majority of products employing timber slats for a warm and comfortable seating platform. As with all products across all our ranges, these seats are built to last.

As well as the traditional uses for picnics and external dining, tables can also offer useful surfaces on which to place newspapers, books and other reading material, to use laptops and computer tablets, and even a place to play games at.

Providing tables is likely to increase the length of time that visitors stay at a site and enjoy their surroundings. Our range of tables are suitable for all such uses, are available in many different styles, sizes (including child-specific versions) and materials, and can be broadly categorised into 3 main groups.

Contemporary seating range



Key features:

- Contemporary designs for modern developments
- Robust, build to last in outdoor environments

Product range:

- Fordham
- Parallel
- Hollo
- Cheshunt
- Stark
- Boston

Integrated seating and picnic tables



Key features:

- One piece constructions, easier to install than separate seats and tables, and generally heavier duty as a result

Product range:

- Thetford
- Stark

Independent benches & tables



Key features:

- Allows for coordination with independent seats of the same style used elsewhere on the site

Product range:

- Fordham
- Parallel
- Hollo
- Stark
- Cheshunt

Fordham range.



Fordham.

Our most sustainable range yet.

More timber than steel, Fordham is made with thick reclaimed hardwood timber and a recycled steel frame, it is our first street furniture product made completely from recycled materials - a bold piece that's just the right level of rustic. Heavy duty and rough and ready for the public realm and able to withstand high traffic areas but also soft enough to compliment the landscapes of parks and open green spaces.

The bench is the basic form, to which a backrest can be added to form a seat. The complementary Fordham table is of a similar construction and can be used with seats and / or benches.

Seats and benches are available in 3 standard lengths to comfortably accommodate up to 5 people, and the table is offered in 2 standard sizes.

Options

- Seat supports powder coated to any RAL colour
- End armrests
- Backrest
- Range of benches, seats and tables available
- 3,4 or 5 person bench or seat



Fordham.

Why reclaimed hardwood timber?

Working with **Ashwells** tropical hardwood specialists, we have reinvented the Fordham range to demonstrate that street furniture can be more environmentally friendly, and to enable landscape architects to deliver on greener projects.

Recovered from old bridges, buildings, and decks, reclaimed hardwood timber is a much more sustainable alternative to raw timber. Having already been exposed to the elements, it is naturally more durable and will last just as long if not more, so you won't be compromising on quality.





Tree planting.

As part of our commitment to combating climate change, we've partnered with Ecologi for our tree planting initiative to help maintain the woodlands in which some of our timbers originate.



For every Fordham Reclaimed product sold we plant 4 trees in projects across Africa and South America - and we'll credit your project in our digital forest.





University of East London

Fordham was selected as part of the programme to upgrade the outdoor areas across the campuses to provide welcoming spaces for staff and students.



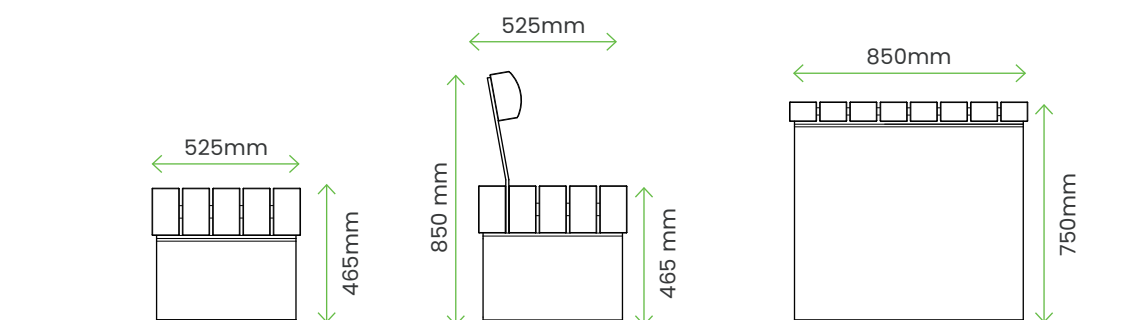
Fordham range.





Codes & dimensions

Triple Process steel support frame with FSC reclaimed hardwood timber slats, smooth planed finish.

Installation

All seat, bench, table supports are pre-drilled with 4no. holes for M16 ground fixings per support (not supplied).



BENCH					
FORB6	3 person bench.	1800	525	465	465
FORB6A	3 person bench. End armrests.	1800	525	465	465
FORB8	4 person bench.	2350	525	465	465
FORB8A	4 person bench. End armrests.	2350	525	465	465
FORB10	5 person bench.	3000	525	465	465
FORB10A	5 person bench. End armrests.	3000	525	465	465
SEAT					
FOR6	3 person seat.	1800	525	465	465
FOR6A	3 person seat. End armrests.	1800	525	465	465
FOR8	4 person seat.	2350	525	465	465
FOR8A	4 person seat. End armrests.	2350	525	465	465
FOR10	5 person seat.	3000	525	465	465
FOR10A	5 person seat. End armrests.	3000	525	465	465
TABLE					
FORT6	6 person table.	1800	850	750	-
FORT8	8 person table.	2350	850	750	-

**Stark
range.**



Stark range.

Coordinated range of robust softwood construction seating and tables

Stark is a comprehensive range of benches, seats, tables and picnic tables that can be used independently or as a coordinated suite of products. The softwood construction makes for a budget-friendly alternative to hardwood ranges, with pressure treatment providing good medium-term durability.

The range is characterised by heavy-duty timber sections with bolted connections to give a tough, almost industrial aesthetic. Seating is available in four standard length options and tables in three lengths; both are offered in full-size and junior versions, which are ideal for lower school applications.

Products are supplied for bolt-down surface mounting as standard, or with the option of extended posts for in-ground installation. Complementary picnic tables complete the range and are available in two styles - one for in-ground fixing and the other a more traditional freestanding A-frame design.

Options

- Fully pre-assembled
- Ground fixing kit for suitable existing or new foundation
- Extended depth legs for in-ground installation
- Armrests (n/a on Single Slat Bench)
- Oiled timbers





All timber sections are 'regularised' with planed faces and eased edges, with cross-cuts also softened to eliminate sharp edges and reduce the risk of splintering.

Softwood can be supplied in a 'natural' pressure treated finish which can add a slight green tinge to the pale colouration of the timber or can be treated with a supplementary saturating oil in a variety of tinted colours.

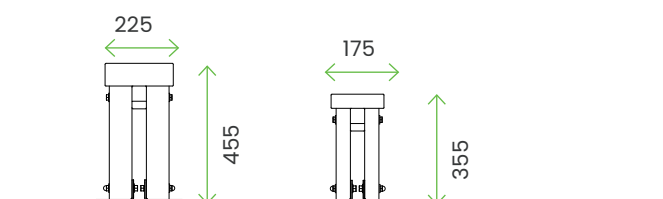
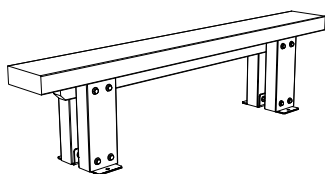


Stark benches.

Codes & dimensions

Treated softwood construction with galvanised steel baseplates, for bolt-down installation, supplied flat-packed & part-assembled for on-site assembly.

Bench - Single slat



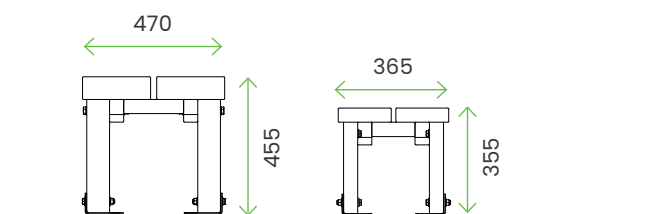
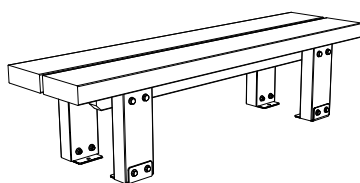
FULL SIZE

STKSB5	1500 mm long
STKSB6	1800 mm long
STKSB7	2100 mm long
STKSB8	2400 mm long

JUNIOR

STKSBJ5	1500 mm long
STKSBJ6	1800 mm long
STKSBJ7	2100 mm long
STKSBJ8	2400 mm long

Bench - Double slat



FULL SIZE

STKDB5	1500 mm long
STKDB6	1800 mm long
STKDB7	2100 mm long
STKDB8	2400 mm long

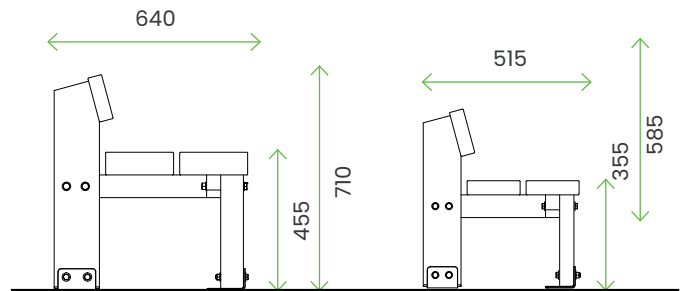
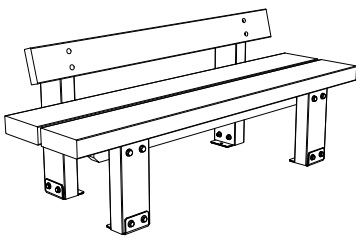
JUNIOR

STKDBJ5	1500 mm long
STKDBJ6	1800 mm long
STKDBJ7	2100 mm long
STKDBJ8	2400 mm long

Stark seats.

Codes & dimensions

Seat - Single slat backrest



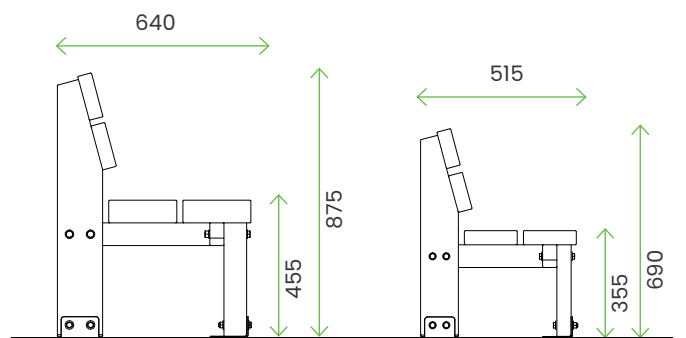
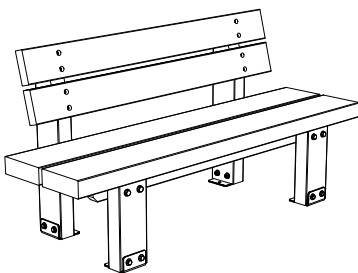
FULL SIZE

STKSS5	1500 mm long
STKSS6	1800 mm long
STKSS7	2100 mm long
STKSS8	2400 mm long

JUNIOR

STKSSJ5	1500 mm long
STKSSJ6	1800 mm long
STKSSJ7	2100 mm long
STKSSJ8	2400 mm long

Seat - Double slat backrest



FULL SIZE

STKDS5	1500 mm long
STKDS6	1800 mm long
STKDS7	2100 mm long
STKDS8	2400 mm long

JUNIOR

STKDSJ5	1500 mm long
STKDSJ6	1800 mm long
STKDSJ7	2100 mm long
STKDSJ8	2400 mm long

Stark bench and seats.

Armrests options

Armrests are a useful aid for the less-able-bodied in particular, helping them to lower themselves onto a seat and also alight from it. All full-size Stark seating products, with the exception of the Single Slat Bench, are available with armrests.


The simple block forms, which have an overhang that can be firmly gripped, are pre-fitted at any of the positions shown on the illustrations below, which are designed to maintain comfortable seating widths. If the need for armrests is only identified after the product has been installed, they can be easily retro-fitted.

1500mm long



2 end armrests:
1300mm gap between
(2 people)

1800mm long



2 end armrests:
1600mm gap between
(3 people)




2 mid armrests:
533mm wide seating positions
(3 people)

2100mm long




2 end armrests:
1900mm gap between
(3-4 people)

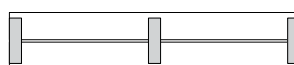


2 mid armrests:
633mm wide seating positions
(3 people)

2400mm long



2 end armrests:
2200mm gap between
(4 people)

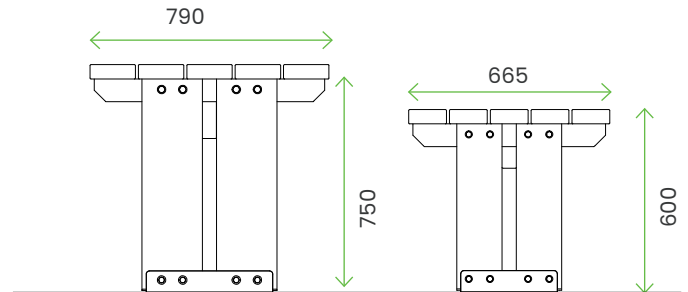
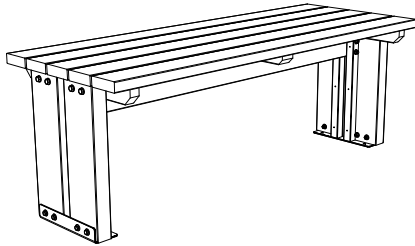


1 mid + 2 end armrests:
1050mm either side
(2 people / side)

Stark tables.

Codes & dimensions

Table



FULL SIZE

STKT6	1800 mm long
STKT7	2100 mm long
STKT8	2400 mm long

JUNIOR

STKTJ6	1800 mm long
STKTJ7	2100 mm long
STKTJ8	2400 mm long

Stark range table + seating combinations

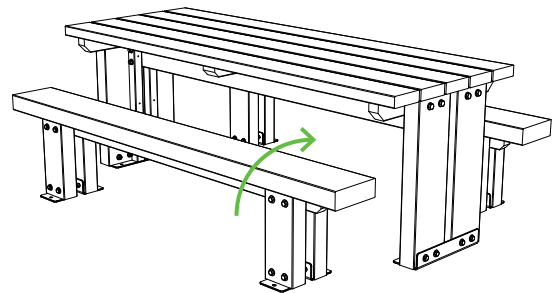
For table and seating combinations we recommend that benches and seats are shorter in length than the table, to give a larger gap between, making for easier access onto the seating, i.e.

TABLES

1800mm long
2100mm long
2400mm long

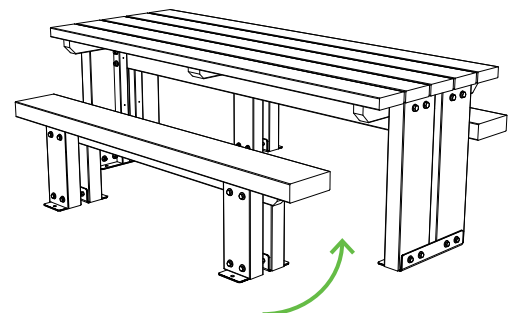
BENCHES / SEATS

1500mm long
1800mm long
2100mm long



When benches or seats are the same length as the table, access between is limited, requiring sitters to step over the bench.

When benches or seats are shorter than the length of the table, access for sitters is much easier.

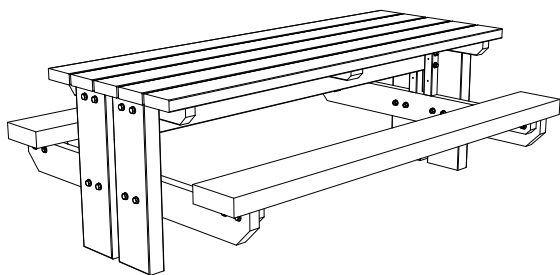


Stark picnic set.

Codes & dimensions

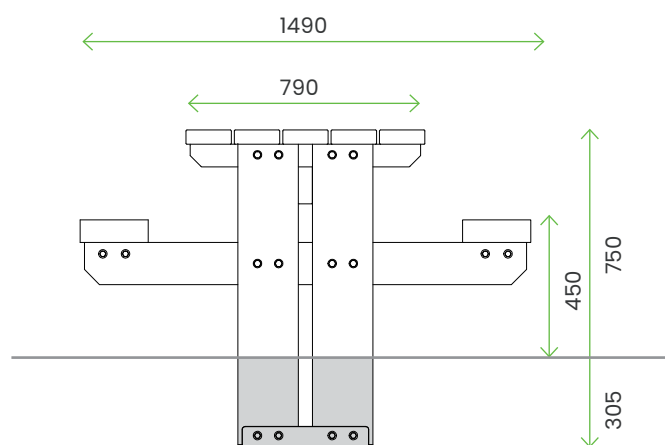
Stark picnic table

Treated softwood construction with galvanised steel baseplates, for in-ground installation, supplied flat-packed & part-assembled for on-site assembly.



Options

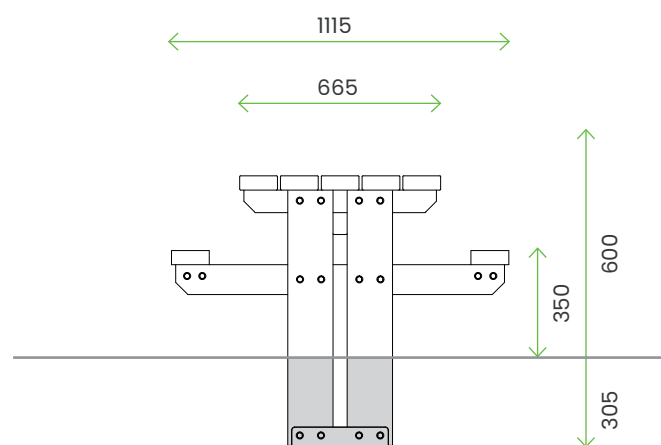
- Fully pre-assembled
- Ground fixing kit for suitable existing or new foundation
- Oiled timbers



FULL SIZE

STKPTG6

1800mm. 455 mm seat(h) 750 mm table(h)



JUNIOR

STKPTGJ6

1800mm. 355 mm seat(h) 600 mm table(h)

Stark picnic set.

Codes & dimensions

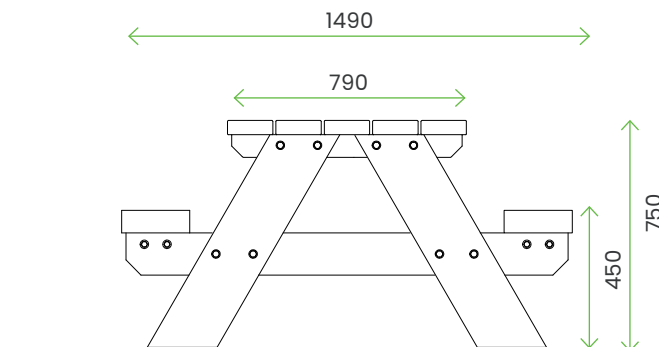
Stark freestanding picnic table

Treated softwood construction, supplied flat-packed & part-assembled for on-site assembly.



Options

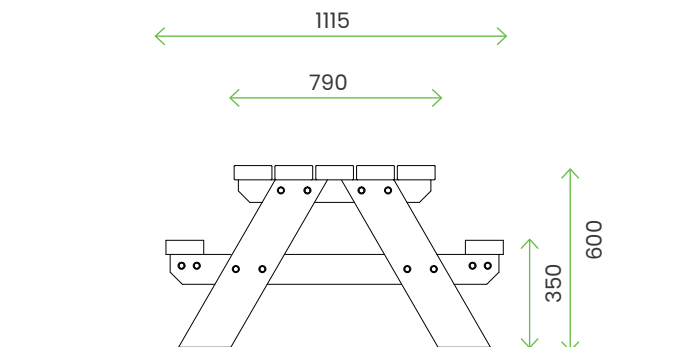
- Fully pre-assembled
- Galvanised steel base plates for bolt-down fixing
- Ground fixing kit for suitable existing or new foundation (for use with baseplates)
- Oiled timbers
- Umbrella hole



FULL SIZE

STKPTF6

1800mm. 455 mm seat(h) 750 mm table(h)



JUNIOR

STKPTFJ6

1800mm. 355 mm seat(h) 600 mm table(h)

Stark bench and seats.

Installation

Seating and independent tables can be supplied with post heights suited to sitting on top of the ground, or at a 300mm extended height for in-ground embedment. In all situations, a galvanised steel baseplate is fixed to the posts with nuts and bolts supplied and allows for a variety of fixing options as shown below. Selected products can be supplied

freestanding for sites where security is not an issue, with baseplates fitted with rubber feet designed to provide grip on the paving. Installations with the posts above ground - i.e. options 1 or 2, or freestanding - are generally preferable, as timber embedded in concrete is more prone to decay than timber that is maintained above ground.

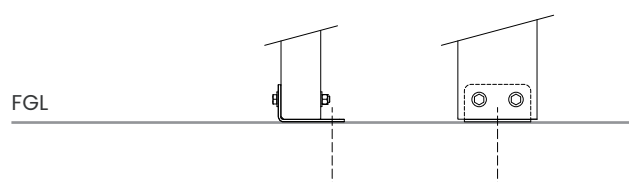
Above ground installation

For sites that are more or less level the base plates can be set on top of finished ground level, and secured in one of two ways as shown below. These installations allow the furniture to be readily unbolted and moved for maintenance or access purposes.

1. Bolt-down via baseplates

Secured by 2 no. M12 ground anchors (not supplied) through steel base plate and into a suitable foundation.

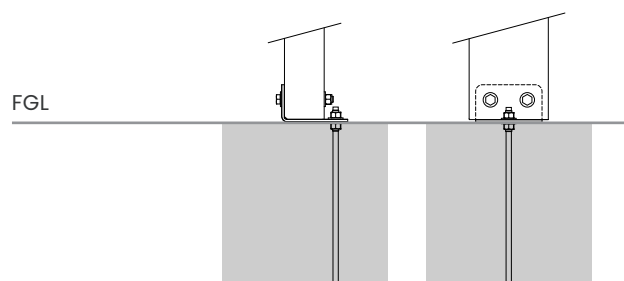
Ideal for installation on hard paving.



2. Concrete pad with fixing kit

An optional fixing kit comprising 2 no. M10 x 330mm long threaded studs c/w nuts + washers supplied for attachment to baseplate and fixing into a suitable new or existing foundation.

Ideal for installation in soft ground.



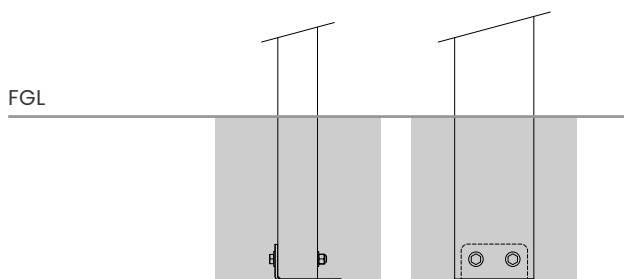
In-ground installation

When there are significant slopes in the immediate area beneath the furniture it is advisable to use products with a 300mm additional leg height, so that the seating and table surfaces can be set true plumb level. There are two simple installation options for this situation.

3. Into concrete pad

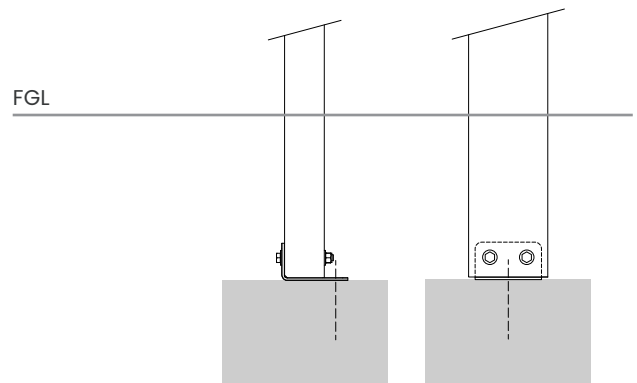
Posts roots can simply be set into concrete, with the base plates helping to prevent any lift out.

Note: all illustrations show single Bench / Seat posts. For Tables with twin posts the steel base plate spans both posts and has 2 ground fixing points.



4. Bolt-down via baseplates onto below ground

Posts can be bolted to a below-ground concrete pad with 2 no. M12 ground anchors (not supplied), or set into concrete using a fixing kit as shown above.



Stark range.

Technical Information

Timbers

Softwood is naturally a pale cream colour but the pressure treatment process to improve durability can add a green tinge. The addition of a clear or tinted penetrating oil finish gives a richer colouration; it penetrates into the wood to protect against moisture and UV damage and will not peel or flake. To maintain a consistent appearance the timber should be cleaned and re-oiled typically on a bi-annual basis.

Standard Oil Colour



MEDIUM OAK

Assembly

To minimise the packing volume and to reduce transportation costs, products are supplied part-assembled and flat-packed for on-site assembly. Detailed instructions are supplied with each delivery and assembly is reasonably straightforward, typically involving passing connecting bolts through pre-drilled holes in the timber sections and tightening up with nuts. For maximum strength we recommend that

all bolted joints are also glued with a suitable exterior grade adhesive, such as waterproof PVA. All product fixings are provided, with the exception of ground anchors and the adhesive. No machining of the timber is necessary. Alternatively, products can be supplied fully-assembled, at an additional cost. Shown here are examples of the parts of a seat and table as supplied for on-site assembly.

Seat assembly

Typical sub-assemblies and parts supplied for on-site final assembly

- 1 x seating platform
(arms are pre-fitted if required)
- 2 x front posts
- 1 x backrest including back posts
- 4 x steel baseplates
- Fixings (not shown)

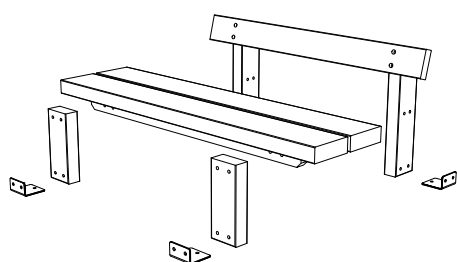
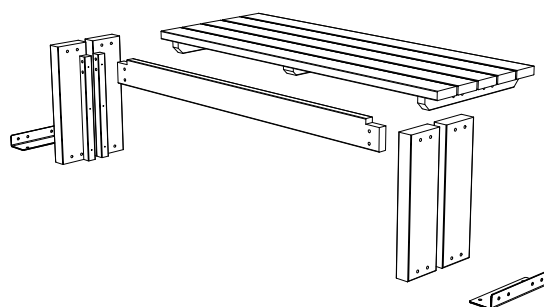



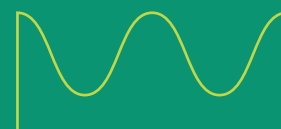

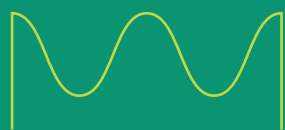
Table assembly

Typical sub-assemblies and parts supplied for on-site final assembly

- 1 x table platform
- 4 x end posts
- 1 x cross rail
- 2 x steel baseplates
- Fixings (not shown)



Cheshunt range.



Cheshunt range.

Natural and robust, our Cheshunt seats and benches suit a wide range of projects from parks and open green spaces to schools and residential areas.



A good balance of contemporary and heritage design, Cheshunt seats and benches come in 3 standard sizes and can be ground-fixed or bolted down.

The range is available in Opepe all-timber construction, smooth planed and coated with 'Sadolin Classic Teak'

Options

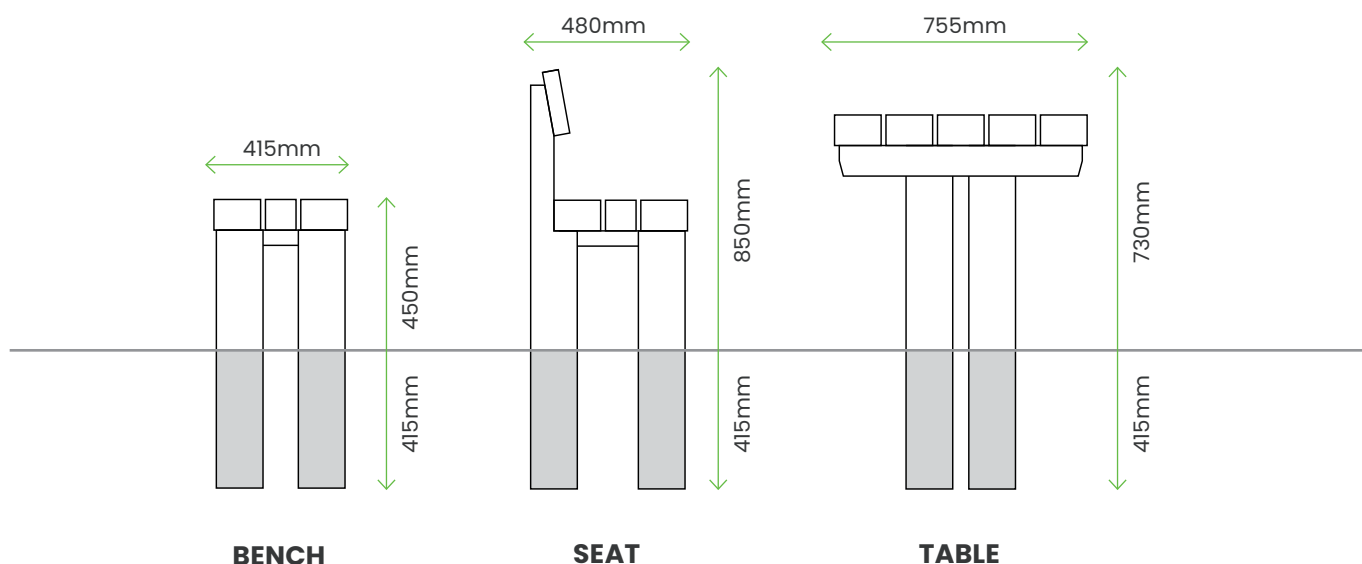
- Legs truncated at ground level, supplied with angled brackets for surface mounted bolt-down installation









Cheshunt range.

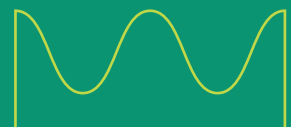


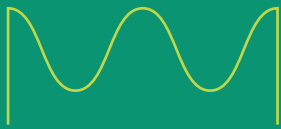
Codes & dimensions



					
BENCH					
CHSB4	2 person Bench. Root fixed 415mm below ground	1200	415	450	450
CHSB6	3 person Bench. Root fixed 415mm below ground	1800	415	450	450
CHSB8	4 person Bench. Root fixed 415mm below ground	2400	415	450	450
SEAT					
CHS 4	2 person Seat. Root fixed 415mm below ground	1200	480	850	450
CHS 6	3 person Seat. Root fixed 415mm below ground	1800	480	850	450
CHS 8	4 person Seat. Root fixed 415mm below ground	2400	480	850	450
TABLE					
CHS T4	4 person Table. Root fixed 415mm below ground	1200	755	730	-

- Available Base Plated installation

Thetford Picnic.



Thetford.

Robust picnic bench in multiple size options

The Thetford table and bench combination is a clean design of robust construction, ideal for educational sites, pubs and restaurants, and public picnic areas.

There are 4 size options – standard, wide and extra-wide table tops in the adult versions, and a scaled-down model suitable for junior school age children – each available with 2 different slats sizes for either a chunky or more refined aesthetic.


Bench and table platforms are pre-assembled onto steel rails, which in turn are fixed to the fully-welded heavy duty box section end frames on site with simple bolt connections. Steelwork is galvanised as standard, with the option of a powder coated finish, and the bench and table platforms comprise hard-wearing iroko slats attached to support rails with discrete fixings.

An oiled finish, which retains the natural colouration of the timbers for over a longer period, is an optional extra on all products.



Thetford.

Technical Information



Wide slats

140mm wide slats on the bench and table tops give a chunky appearance.

Installation

- Thetford products are supplied flat-packed as bench and table platforms, and end frames, for on-site assembly with supplied bolts.
- Each foot has a fixing plate pre-drilled for an M12 ground fixing (not supplied)

Options

- Timbers with UV protective finish
- Steelwork in powder coated finish
- Extended frame legs for in-ground installation
- Through-socket in table top for parasol
- Supplied fully-assembled

Size options & applications:

Standard

Bench 375mm w x 475mm h

Table 675mm w x 770mm h

Ideal for basic picnic situations

Extra-wide

Bench 375mm w x 475mm h

Table 975mm w x 770mm h

The 815mm gap between the table frame is designed for wheelchair access, also making for a wider table top as a result

Junior

Bench 225mm w x 350mm h

Table 525mm w x 620mm h

Scaled-down unit suitable for children up to 10-12 years old

Thetford range.

Codes & dimensions

STANDARD

THEST6L

8-10 person table. Large slats



1975

1665

770

475



EXTRA WIDE

THEXWT6L

8-10 person table. Large slats



1975

1665

770

475



JUNIOR

THEJT6L

8-10 child table. Large slats



1957

1165

525

350



**Parallel
range.**



Parallel range.

Simple styling and robust construction

Parallel benches and tables are an ideal choice for outdoor dining areas that require a heavier duty and more contemporary-styled product than traditional timber picnic benches offer.

The combination of a steel frame and closely-spaced slats make the benches and tables sufficiently heavy to be used as freestanding units on secure sites, but are also offered as bolt-down and in-ground options for more public areas.

Bench and table-top slats are in iroko hardwood as standard, with selected models also available in wood plastic composite material.

Two standard lengths are offered, to comfortably accommodate either 3 or 4 people per side.



Parallel Range.

Technical Information

Freestanding units, galvanised steel frame with iroko slats, smooth planed finish.



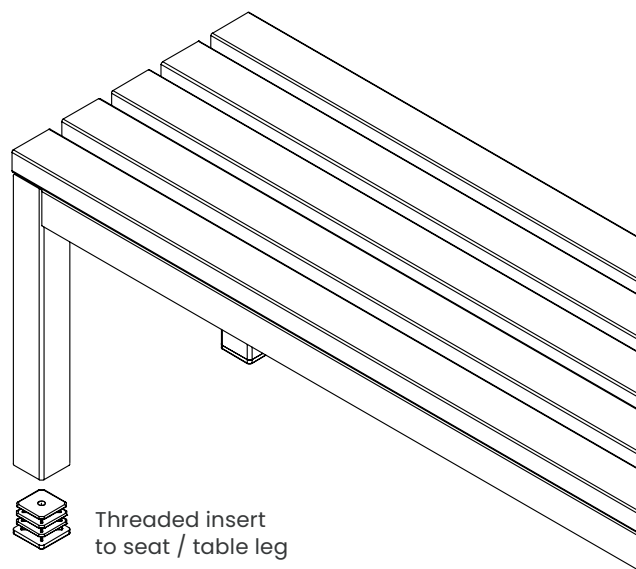
Options

- Steelwork in triple process coated (PPC) finish to any RAL colour reference
- Timbers with UV protective finish
- Wood plastic composite (WPC) slats (1800mm long versions only)
- Base-plated legs for bolt-down installation
- Threaded studs for in-ground installation

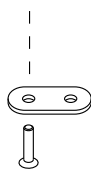
Installation

The Paralle has three types of installation fixings available. All fixing types use a bolt / stud that screws into the insert fitted into the leg, allowing height adjustment of up to 20mm.

On sloping sites each leg can be adjusted independently so that top surfaces can be levelled.



1. Freestanding:
with levelling foot



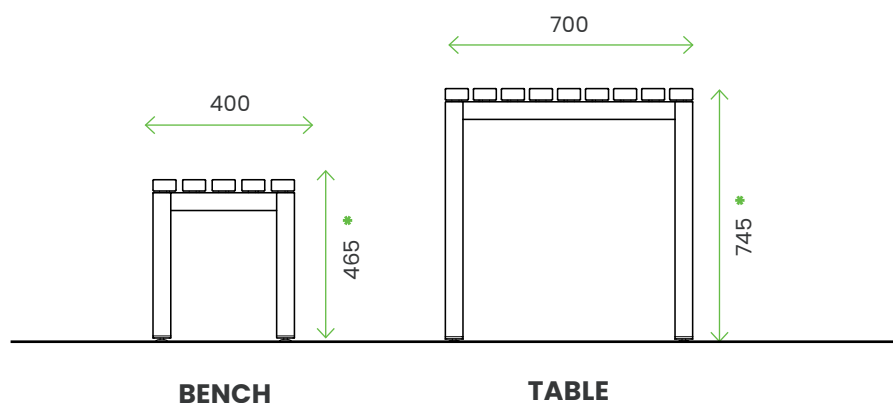
2. Bolting down
through base plate



3. In-ground fixing
with threaded stud

Parallel Range.

Codes & Dimensions











BENCH					
PPB6-GP	3 person bench. Free standing (**)	1800	400	465*	465
PPB6R-GP	3 person bench. Root fixed (**)	1800	400	450*	450
PPB6BASE-GP	3 person bench. Base Plate (**)	1800	400	455*	455
PPB8-GP	4 person bench. Free standing	2400	400	465*	465
PPB8R-GP	4 person bench. Root fixed	2400	400	450*	450
PPB8BASE-GP	4 person bench. Base plate	2400	400	455*	455

TABLE					
PPT6-GP	3 person table. Free standing (**)	1800	700	745*	-
PPT6R-GP	3 person table. Root fixed (**)	1800	700	730*	-
PPT6BASE-GP	3 person table. Base plate (**)	1800	700	735*	-
PPT8-GP	4 person table. Free standing	2400	700	745*	-
PPT8R-GP	4 person table. Root fixed	2400	700	730*	-
PPT8BASE-GP	4 person table. Base plate	2400	700	735*	-

* Notes regarding heights: **The heights above ground level of bench & table modules vary slightly for different ground fixing options:**

1. Freestanding: dimensions as specified
2. Bolting down: 10mm lower than freestanding
3. In-ground fixing: 15mm lower than freestanding

** Optional in Wood Plastic Composite (WPC) as replacement of FSC Iroko slats. Ask Sales Team for Product Code

Boston seating.



Boston.

Popular coordinated seat and bench range

Inspired by the heritage cast-iron benches, the Boston is a contemporary range has seats and benches both with and without arms to form a fully coordinated family. Circular rails to the front and back edges of the seating platform of all products, add rigidity and strength to the products whilst also protecting the timber slats from accidental knocks and general wear and tear.

The seat and benches are designed for 3 people as standard, although alternative sizes can be made to suit specific schemes. Steelwork is available in a supplementary polyester powder or plastic coated finish, and in various grades and finishes of stainless steel.



Boston.

Galvanised steel standards and framework with iroko timber slats in smooth planed finish

Installation

Each foot on the seat / bench standards is pre-drilled with for an M12 ground fixing (not supplied) for bolting the bench down to a suitable foundation block.

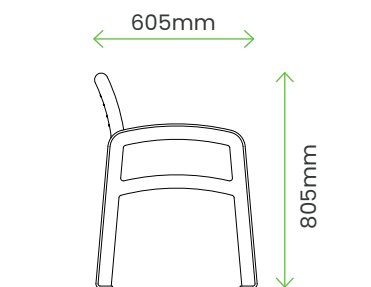
Options

- Steelwork in armrests, triple process coated (PPC) finish to any RAL colour reference
- Steelwork in stainless steel, various grades and finishes
- Timbers with UV protective finish
- Wood plastic composite (WPC) slats
- Anti-skate devices



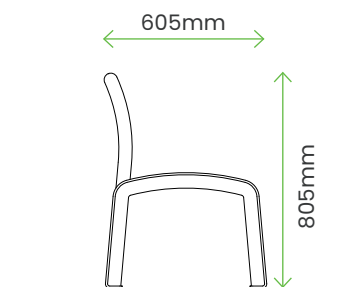
Boston range.

Codes & dimensions



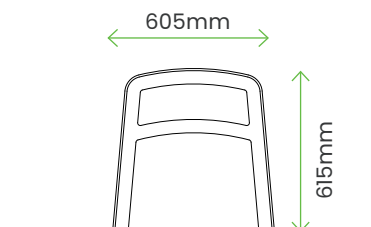
SEAT WITH END ARMRESTS

BOS6A-GP 1945 mm long



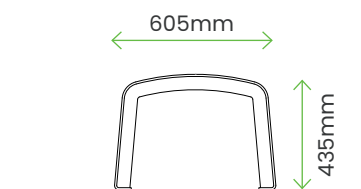
SEAT

BOS6-GP 1945 mm long



BENCH WITH END ARMRESTS

BOSB6A-GP 1945 mm long



BENCH

BOSB6-GP 1945 mm long

Hollo range.



Hollo range.

Versatile seating / low table surfaces

Hollo is a stylish new addition to Furnitubes' contemporary product range, comprising timber-topped surfaces mounted on heavy duty plate steel supports, available as standard in 3 plan sizes and 3 height options. Hollo products can be equally employed as benches and tables, with the low level plinth on all units useful as a shelf.




Hollo is an ideal choice where a range of seating configurations are required on a single scheme. The small cube unit is a single-seater, the long form accommodates 2 people and the large cube up to 4 sitters. When arranged in groups the units can also be used as low tables.

Options

- Steelwork in triple process coated (PPC) finish to any RAL colour reference
- Timbers with UV protective finish
- 3 heights (350,450, and 550mm)
- 3 dimensions (square small and large and rectangular)



Hollo range.



Low

A **350mm** high surface is more suited for children to sit on, though may still be too high for infants. The same height is also suitable for use as a low coffee table.

Standard

450mm is the optimum seating height for most adults, but a little too high for children and slightly low for the less able-bodied and most elderly people.

High


550mm high is generally more manageable for elderly and less able-bodied. Also when combined with standard units could act as table.

Example layouts

With all standard units based on a 500 x 500mm grid, many different layout configurations are possible. Here, Hollo products are shown arranged in small clusters around a central unit which acts as a table.



5 x HLL55/45 Hollo Small Cubes

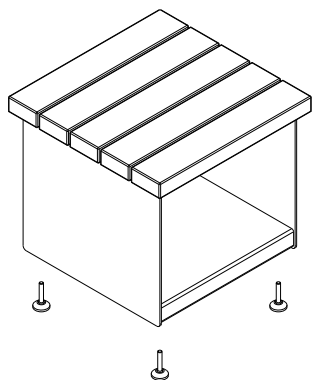


1 x HLL1010/45 Hollo Large Cube
4 x HLL105/45 Hollo Long Form

Hollo range. Installation

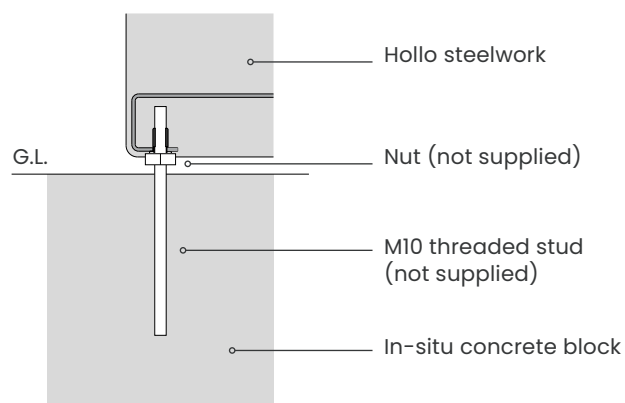
Freestanding products

All units are fitted with 4 screw-in adjustable feet as standard. 350mm and 450mm high products can be left freestanding, assuming the site is sufficiently secure for theft not to be an issue. For 550mm high products we recommend that they are fixed down as they are less stable and may tip due to their increased height.



Fixed products

For fixing products to the ground remove the 4 pre-fitted feet by winding them out of their sockets and replace each with an M10 stud (recommended minimum 150mm long) to suit the planned foundation depth. By adding a nut to the stud beneath the underside of the product will allow height adjustment.



Hollo range.

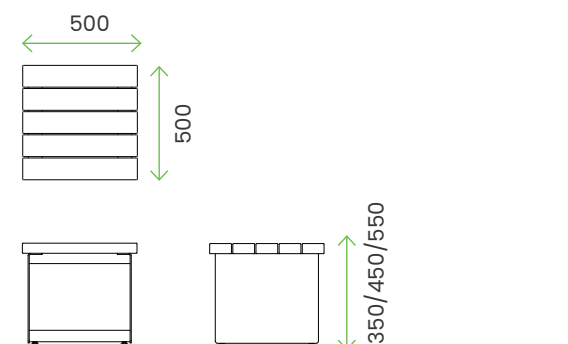
Codes & dimensions

Steelwork galvanised & polyester powder coated to any RAL colour reference, iroko timber slats in smooth planed finish

HOLLO BENCH/TABLE SMALL CUBE FORM

HLL55/35	500 wide x 500 deep x 350 (h)	28 kg
HLL55/45	500 wide x 500 deep x 450 (h)	32 kg
HLL55/55	500 wide x 500 deep x 550 (h)	35 kg

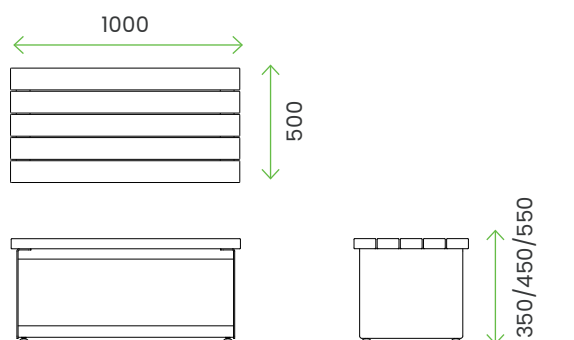
All dimensions are in mm



HOLLO BENCH/TABLE LONG FORM

HLL105/35	1000 wide x 500 deep x 350 (h)	43 kg
HLL105/45	1000 wide x 500 deep x 450 (h)	47 kg
HLL105/55	1000 wide x 500 deep x 550 (h)	50 kg

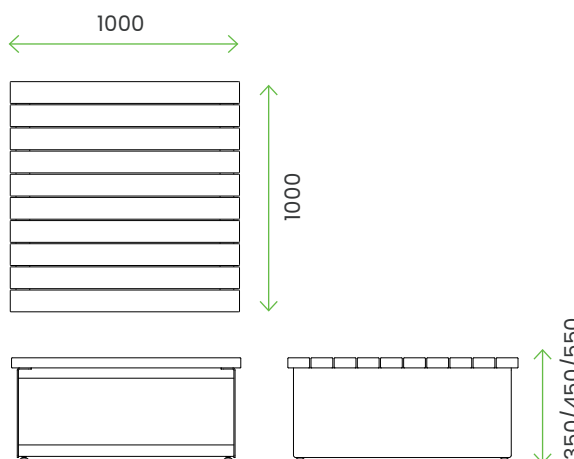
All dimensions are in mm



HOLLO BENCH/TABLE LARGE CUBE FORM

HLL1010/35	1000 wide x 1000 deep x 350 (h)	82 kg
HLL1010/45	1000 wide x 1000 deep x 450 (h)	90 kg
HLL1010/55	1000 wide x 1000 deep x 550 (h)	97 kg

All dimensions are in mm



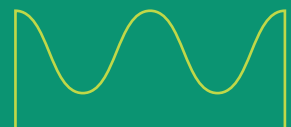

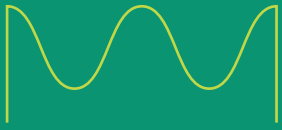

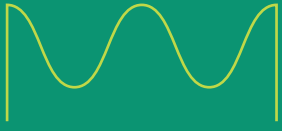
Why Furnitubes.

- **Made in the UK**
our factory is based in Kent, so expect faster leadtimes and no supply chain delays
- **Easy to maintain + low labour costs**
we make sure that fixing points are easily accessible so slats and brackets can be changed easily when damaged
- **Modular solutions**
our ranges are modular and customisable, seating and planters can be easily combined, be creative without blowing the budget
- **Our approach**
we take a considered approach to design, it's not just about the end product. We take everything in the process into consideration, we are collaborative and we are committed to producing products that improve our environment & keep people safe.



Our Process.

- **Get in touch** – it's as simple as that, give us a call or drop us an email, we're happy to help whatever the medium!
- **Collaborate** – Depending on your needs, you might not actually need us at this stage, that's the beauty of our modular ranges – they're designed with you in mind, so you can specify with ease. Nevertheless, we are here for you if you do – our design team are always on hand to discuss the nitty gritty of your project.
- **Specification** – This is where our team of experts take the wheel and help you with sketches, CADs and more to help you specify our products as easily as possible.
- **Production + delivery** – all of our products are designed and manufactured in the UK allowing us to give you shorter lead times. With a dedicated project manager keeping you in the loop, you can trust everything is in hand.






Furnitubes



Furnitubes



Furnitubes International UK



furnitubes
shaping outdoor spaces

T: +44 (0)20 8378 3200
E: sales@furnitubes.com
www.furnitubes.com