

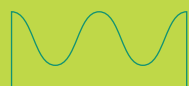


# AKRI<sup>®</sup> 600

## Steel retaining walls & planter system.



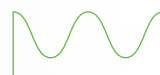

**furnitubes**  
shaping outdoor spaces







# AKRI 600.



**Sustainable, lightweight and made from recycled steel; AKRI is the perfect solution for large planting beds that may be part of a wider scheme.**

Newly enhanced thanks to rigorous testing and valuable expert feedback, we've refined the product even further with standardised angles and lengths – so you can specify with confidence knowing that the needs of your project will be met; and if not we'll commit to helping you achieve your vision.




Our premium range, AKRI 600 steel wall planters enable large scale planting beds to be designed as part of a scheme.

Crafted using straight and curved 6mm steel panels typically 2m long and with heights up to 1.1 – AKRI 600 is perfect for a variety of designs to suit most outdoor areas, including podiums, roof terraces, and general public spaces.

The range includes optional add-on seating and cladding with or without backrests, constructed of timber slats on a steel frame. These benches can be integrated at design stage or retrofitted at a later date.

# Why AKRI 600?

- More creative licence, combine straight and curved panels
- Accessories include: cladding seating, backrests, tablets and cladding
- Modular - simple and easy to specify and install
- Made in the UK from recycled steel
- Delivered with all brackets, fixings and simple assembly instructions
- Perfect for rooftops, equally great for large schemes
- Fast lead times



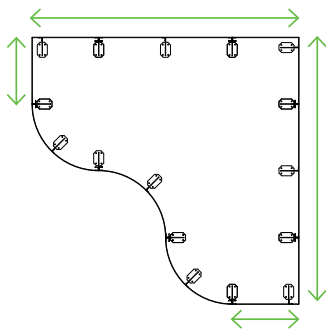
# How does it work?

The AKRI 600 is our premium planter system with 6mm wall thickness and a combination of straights, curved and corners - it is near limitless, so we can satisfy all of your requirements.

We've created pre-defined modules, which offer a lot of flexibility to create your desired shape - you can download our **CAD blocks** from our website to get started.

**Specify AKRI 600 with ease by following these 5 simple steps.**

## 1. Calculate total straight linear meterage

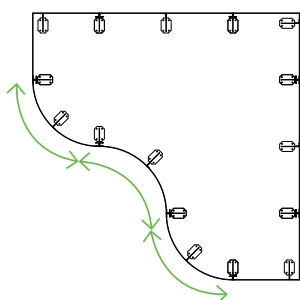


Add the perimeter of the straight geometry in L/M. Don't worry if you don't have all the supports in place we can work that out for you.



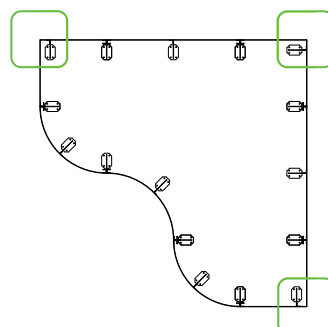
## 2. Calculate total curved linear meterage

Add the perimeter of the curved geometry in L/M. Same as the straight.



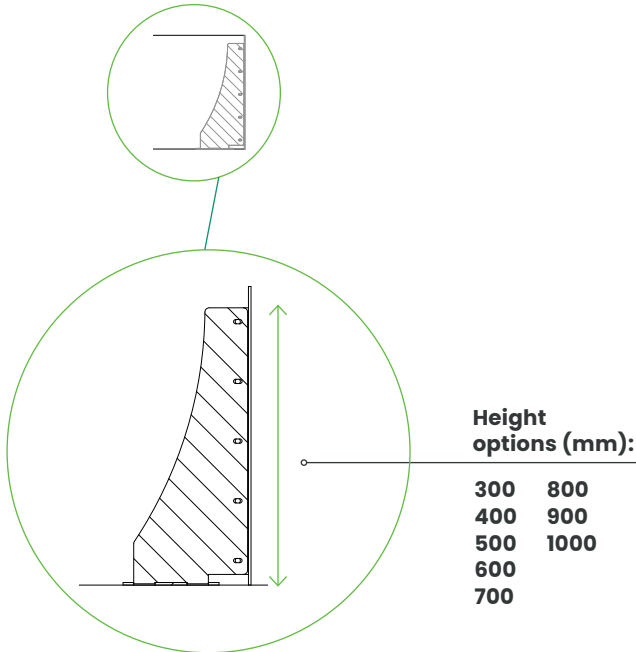
## 3. Count the corners

Corners can vary in angle, from acute to obtuse. As a guide, we advise the minimum angle of 60°.



## 4. Pick a height

We create planters from 300 to 1100mm tall and we offer 2 standard installation methods, ground fixed and pedestal & tray.



## 5. Choose a material and finish

The AKRI 300 comes in **3** types of finishes.

### 1. Triple process Polyester powder coating (TP)



Unlike galvanising, our TP coating offers smooth coverage of complex shapes and better adhesion - whilst also offering the flexibility of choosing any standard RAL colour.

### 2. Corten

With its warm finish, Corten is often popular on schemes to soften the landscape; we offer this finish in a preweathered or natural state.



### 3. Stainless steel - satin finish

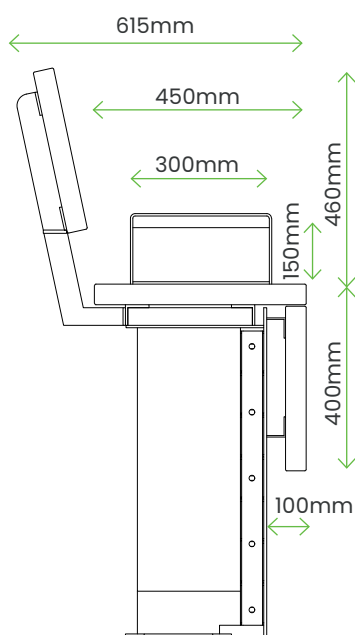
Add a modern touch to any scheme with our stainless steel finish, offering a premium feel to the planter walling.



Check out  
our technical hub  
here  
for a deeper dive into  
materials and finishes


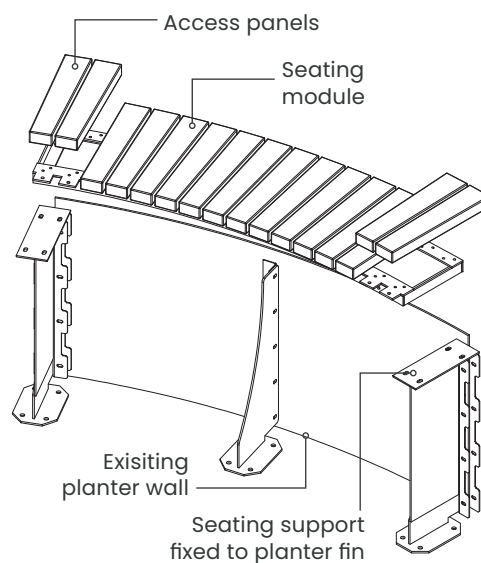
# The seating.

AKRI 600 has been engineered with flexibility to ensure people can sit around the planter in any position. The seating module fixes to the existing planter fins with our unique access panel system. Cladding under benches can be added to create an 'all-timber' feel to the planter making for a softer landscape.

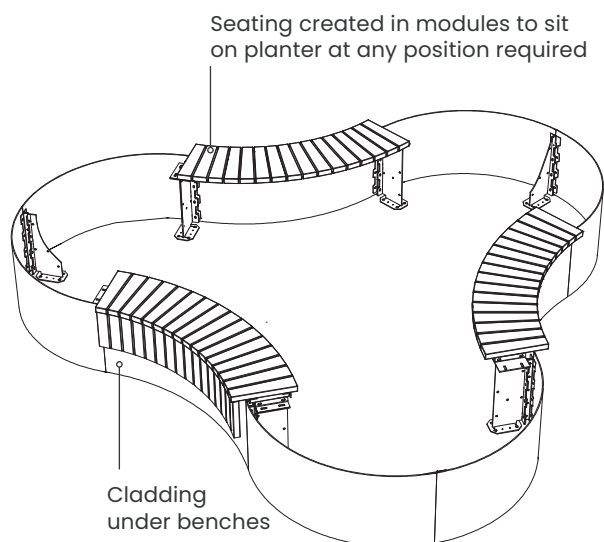


To ensure the seating is accessible for all, modules benefit from bolt on backrests, armrests and tablet surfaces.

Designed with maintenance in mind, our modules allow for simple install, removal and repair once everything is in place, even after the planter has been filled.



Example of continuous curved benches and backrest



## Key features

- The bench modules bolt on, and can be retrofitted
- Access panels at the end of the bench for easy fixing
- Fixings are discreet to ensure the security of the bench
- Cladding under bench offer a softer visual
- Accessible for all with bolt-on backrest, armrest, tablet surface



# Benches.

Our bench system comes in modules. These are designed to create a system that works together to help create most geometry requirements. We use Iroko as standard for the timber and offer a variety of finishes.

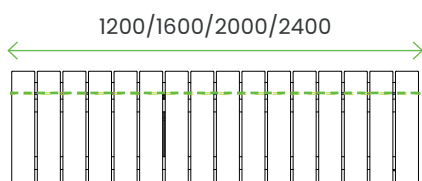
Our curved seating are all 1600mm long and use the planter wall as the reference for the radius required.

The angle varies by module to ensure that complete circles can be created for each radius and ensure they can be interconnected. All corner pieces are 1000mm along the planter wall by default.

Get in touch with our design team for more technical information.



## Straight



1200



AKR601-B12

1600



AKR601-B16

2000



AKR601-B20

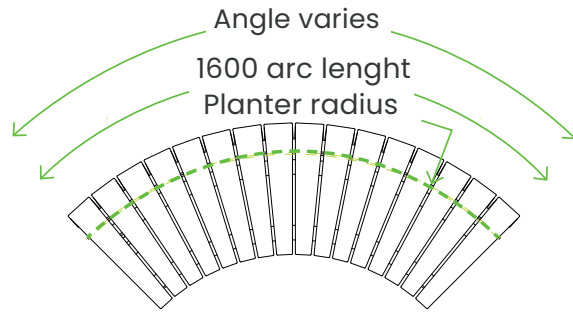
2400



AKR601-B24

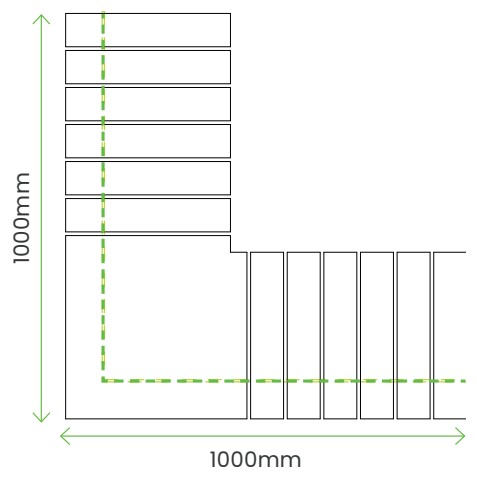


# Curved



	<b>R1.0 AT 90°</b>	<b>R1.5 AT 60°</b>	<b>R2.0 AT 45°</b>	<b>R2.5 AT 36°</b>	<b>R3.0 AT 30°</b>
<b>CONCAVE</b>					
	AKR601- RBV10	AKR601- RBV15	AKR601- RBV20	AKR601- RBV25	AKR601- RBV30
<b>CONVEX</b>					
	AKR601- RBX10	AKR601- RBX15	AKR601- RBX20	AKR601- RBV25	AKR601- RBX30

# Corner

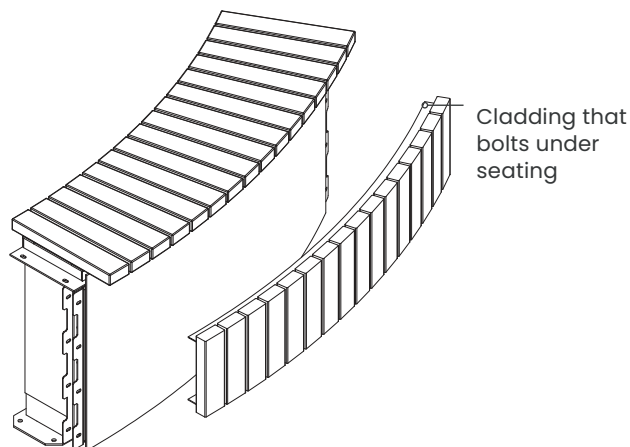


	<b>60°</b>	<b>90°</b>	<b>120°</b>	<b>135°</b>	<b>150°</b>
<b>CONCAVE</b>					
		AKR601- CBV90	AKR601- CBV120	AKR601- CBV135	AKR601- CBV150
<b>CONVEX</b>					
	AKR601- CBX60	AKR601- CBX90	AKR601- CBX120	AKR601- CBX135	AKR601- CBX150

# Cladding.

Compliment any landscape with softer textures by applying cladding to your scheme. With AKRI 600, we offer a cladding system under all seating modules that sits vertically on the planter wall and bolts directly to it.

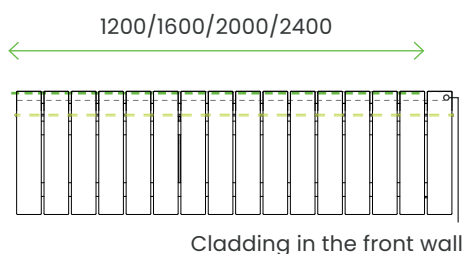
Add them anywhere you have seating to offer a more dynamic aesthetic to your designs. Get in touch with our design team for any bespoke cladding requirements.



**\* Cladding must be specified at the same time as seating**



## Straight



1200



AKR601-CL12

1600



AKR601-CL16

2000



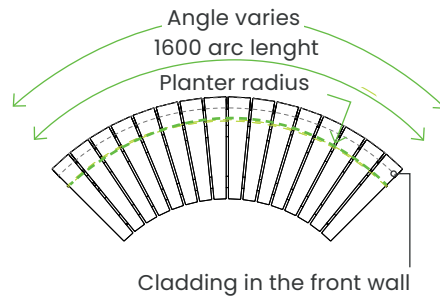
AKR601-CL20

2400



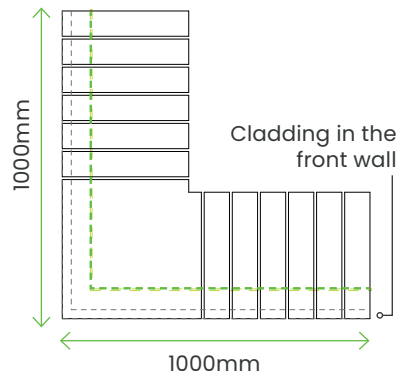
AKR601-CL24

## Curved



	<b>R1.0 AT 90°</b>	<b>R1.5 AT 60°</b>	<b>R2.0 AT 45°</b>	<b>R2.5 AT 36°</b>	<b>R3.0 AT 30°</b>
<b>CONCAVE</b>	 AKR601-RCLV10	 AKR601-RCLV15	 AKR601-RCLV20	 AKR601-RCLV25	 AKR601-RCLV30
<b>CONVEX</b>	 AKR601-RCLX15	 AKR601-RCLX15	 AKR601-RCLX20	 AKR601-RCLX25	 AKR601-RCLX30

## Corner



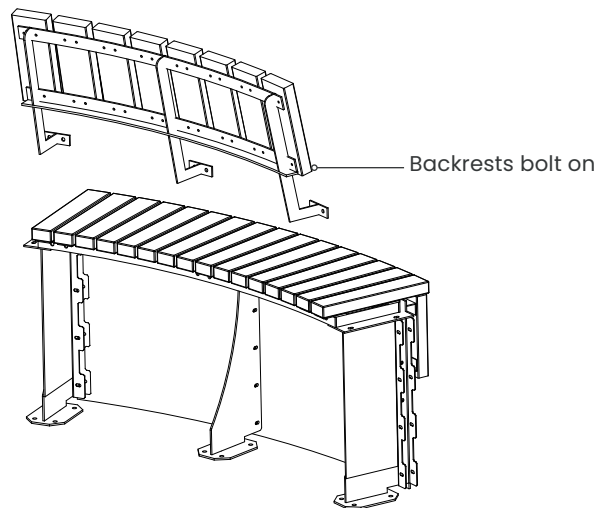
	<b>60°</b>	<b>90°</b>	<b>120°</b>	<b>135°</b>	<b>150°</b>
<b>CONCAVE</b>		 AKR601-CBV90	 AKR601-CBV120	 AKR601-CBV135	 AKR601-CBV150
<b>CONVEX</b>	 AKR601-CBX60	 AKR601-CBX90	 AKR601-CBX120	 AKR601-CBX135	 AKR601-CBX150



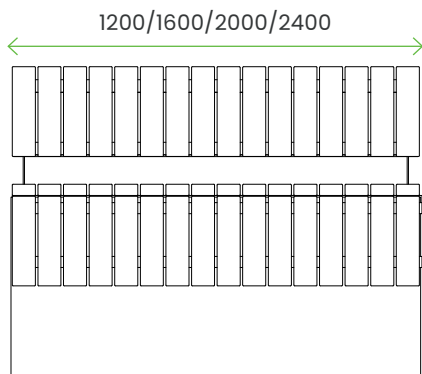
# Backrests.

Additionally to seating, we offer backrests for longer more comfortable sitting.

To ensure these backrest areas are usable we offer them only on our straight and curved seating.

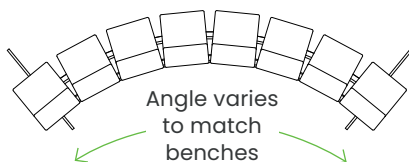


## Straight



1200	1600	2000	2400
AKR601-BK12	AKR601-BK16	AKR601-BK20	AKR601-BK24

## Curved



	R1.0 AT 90°	R1.5 AT 60°	R2.0 AT 45°	R2.5 AT 36°	R3.0 AT 30°
<b>CONCAVE</b>	 AKR601-RBKV10	 AKR601-RBKV15	 AKR601-RBKV20	 AKR601-RBKV25	 AKR601-RBKV30
<b>CONVEX</b>	 AKR601-RBKX15	 AKR601-RBKX15	 AKR601-RBKX20	 AKR601-RBKX25	 AKR601-RBKX30

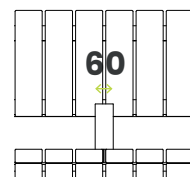
# Accessories.

For a more inclusive and accessible design, we offer armrests and tablets which can be retrofitted and added at any point during the process.

However, we recommend getting these in before filling the planter.

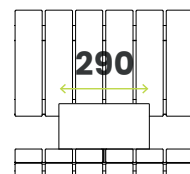
### ARMREST

<b>ALL STEEL</b>	AKR601 ARM
<b>TIMBER TOP</b>	AKR601 ARMT



### TABLET

<b>ALL STEEL</b>	AKR601 TB
<b>TIMBER TOP</b>	AKR601 TBT



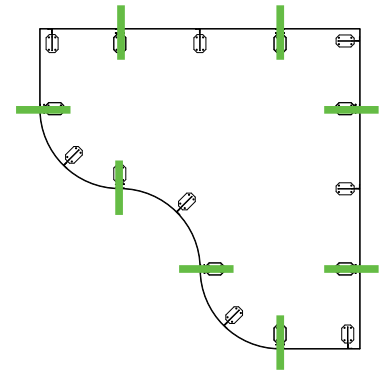
# How we make it + how it's delivered.

The AKRI 600 is made in our factory in the UK and allows any scale of planter to be created. The system is delivered flat packed with easy to follow instructions.

Here's how its done:

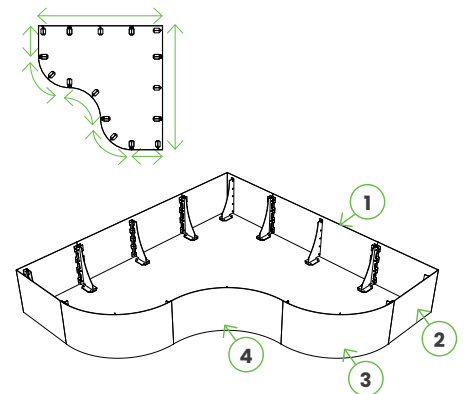
## 1. Panels and supports

Using your layout our inhouse design team will create the most optimal modules for manufacturing and installation.



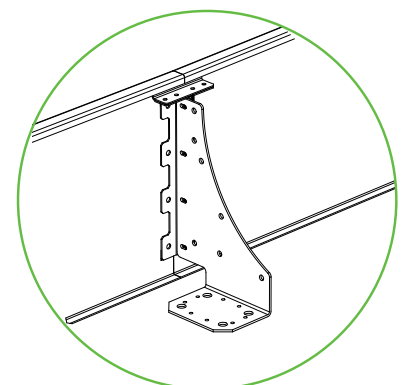
## 2. General arrangements

As the possibilities are near limitless, each project will have a general arrangement drawing before any manufacturing takes place to ensure all expectations are met. Each panel is marked and etched with a unique reference so that it is easy to identify on site.



## 3. Ready to bolt together

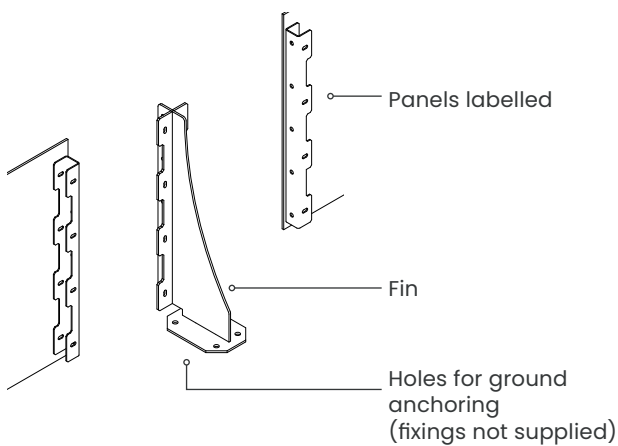
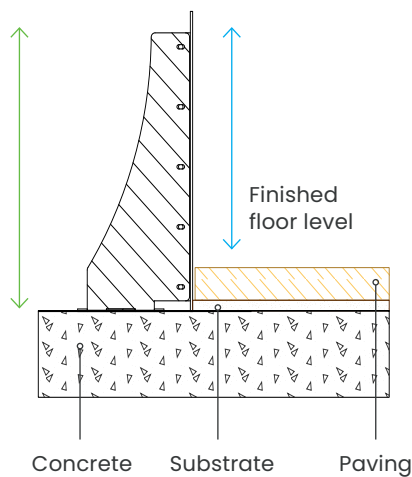
Supports and panels are bolted together with the supplied fixings to provide a solid connection, however the anchors to fit to the ground are not supplied. For the Pedestal and tray system, we offer an additional base tray for fixing the fin. See the 2 supply options on the next page.



# Supply options.

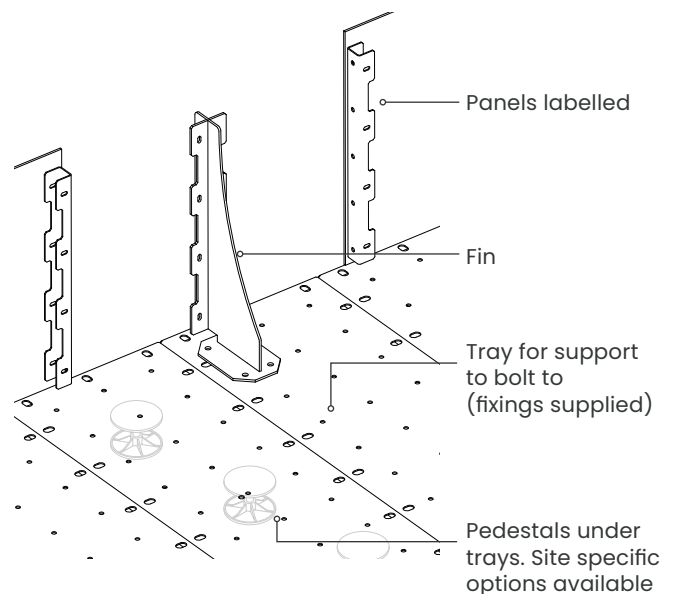
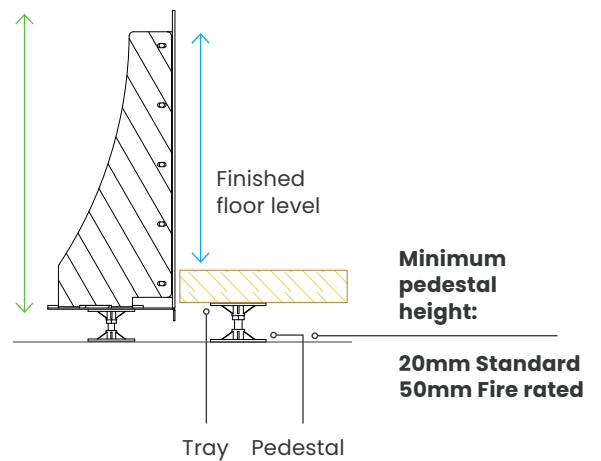
## Ground Fixed

Ground fixing is most suited to the street scene, where bolting to the ground isn't an issue. Consider the concrete base, the substrate and paving/decking/tiles. The height in blue will be the finished height. The green will be the overall height of the planter. That is the one to pick. This height will depend on the ground and the type of planting design.



## Pedestal & Tray

The pedestal & tray system is most suited to sites with restricted ground fixing; our unique system allows the planter to be 'free-standing', bolting to itself. The height in blue will be the finished height. The green will be the overall height of the planter. That is the one to pick. This height will depend on the ground level and the type of planting design.



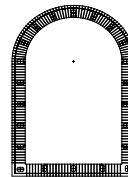
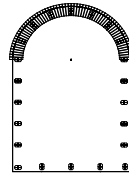
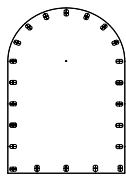


# Inspiration.

Feeling inspired? Here are some configurations our designers came up with to show how versatile AKRI can be.

Have a go yourself, you can **download the CADs from our website here** or get in touch if you have any questions

## THE ARCH



### SEATING MODULES

L/M

STRAIGHT = 12.4M  
CURVED = 6.4M  
CORNERS = 2M

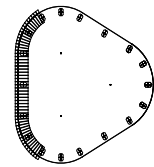
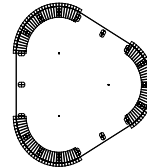
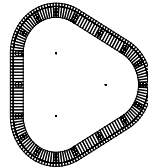
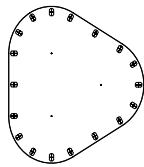
4X AKR601-RBX2045

STRAIGHT = 12.4M  
CURVED = 6.4M  
CORNERS = 2M

4X AKR601-B16  
4X AKR601-RBX2045  
4X AKR601-CBX90

STRAIGHT = 12.4M  
CURVED = 6.4M  
CORNERS = 2M

## THE ROUNDED EQUILATERAL



### SEATING MODULES

L/M

STRAIGHT = 6M  
CURVED = 9.6M

6X AKR601-B20  
6X AKR601-RBX1560

STRAIGHT = 6M  
CURVED = 9.6M

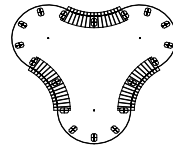
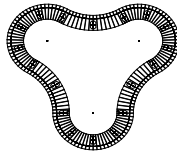
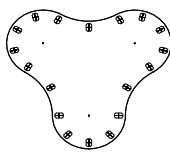
6X AKR601-RBX1560

STRAIGHT = 6M  
CURVED = 9.6M

6X AKR601-B20  
6X AKR601-RBX1560

STRAIGHT = 6M  
CURVED = 9.6M

## THE FIDGET SPINNER



### SEATING MODULES

L/M

CURVED = 14.4M

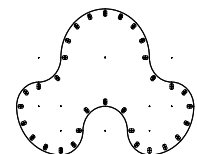
6X AKR601-RBX1090  
6X AKR601-RBV1560

CURVED = 14.4M

6X AKR601-RBV1560

CURVED = 14.4M

## THE POODLE



L/M

CURVED = 25.6M

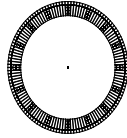
**CIRCLES AND OVALS**



**SEATING  
MODULES**

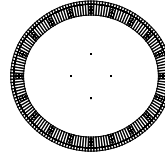
**L/M**

CURVED = 6.4M



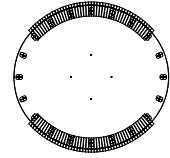
8X  
AKR601-RBX2045

CURVED = 12.8M



6X AKR601-RBX3030  
4X AKR601-RBX2045

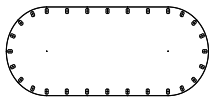
CURVED = 16M



6X  
KR601-RBX3030

CURVED = 6M

**THE PILL**



**SEATING  
MODULES**

**L/M**

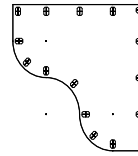
STRAIGHT = 12M  
CURVED = 12.8M



6X AKR601-RB20  
6X AKR601-RBX2045

STRAIGHT = 12M

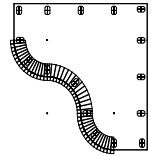
**THE TIDY CORNER**



**SEATING  
MODULES**

**L/M**

STRAIGHT = 10M  
CURVED = 4.8M  
CORNERS = 3M



6X AKR601-RBX1090  
3X AKR601-RBV1560

CURVED = 14.4M

# Greening the grey.


Raised planter systems can be used to define spaces and pedestrian movement; but at Furnitubes we're all about greening the grey and shaping outdoor spaces that people can enjoy safely.

As urbanisation and higher density urban developments put more pressure on the environment, we know that reintroducing plants and greenery will bring many benefits to communities. See how we've transformed spaces with AKRI so far.



# Case studies.

Some of our recent projects where you can see AKRI 600 in its full glory



**AKRI 600**  
**Russell Road Playspace**



# Case studies.



**AKRI 600**  
**Dukes Court,**  
**Woking, Surrey**

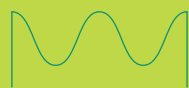


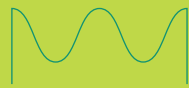

# Why Furnitubes.

- **Made in the UK**  
our factory is based in Kent, so expect faster leadtimes and no supply chain delays
- **Easy to maintain + low labour costs**  
we make sure that fixing points are easily accessible so slats and brackets can be changed easily when damaged
- **Modular solutions**  
our ranges are modular and customisable, seating and planters can be easily combined, be creative without blowing the budget
- **Our approach**  
we take a considered approach to design, it's not just about the end product. We take everything in the process into consideration, we are collaborative and we are committed to producing products that improve our environment & keep people safe.



## Our Process.

- **Get in touch** – it's as simple as that, give us a call or drop us an email, we're happy to help whatever the medium!
- **Collaborate** – Depending on your needs, you might not actually need us at this stage, that's the beauty of our modular ranges – they're designed with you in mind, so you can specify with ease. Nevertheless, we are here for you if you do – our design team are always on hand to discuss the nitty gritty of your project.
- **Specification** – This is where our team of experts take the wheel and help you with sketches, CADs and more to help you specify our products as easily as possible.
- **Production + delivery** – all of our products are designed and manufactured in the UK allowing us to give you shorter lead times. With a dedicated project manager keeping you in the loop, you can trust everything is in hand.








Furnitubes



Furnitubes



Furnitubes International UK



**furnitubes**  
shaping outdoor spaces

The Leather Market, Unit 9.1.1, Weston St, London SE1 3ER  
T: +44 (0)20 8378 3200  
sales@furnitubes.com www.furnitubes.com